


Site Furnishings Volume 17

- Benches
- Receptacles
- Tables
- Chairs
- Fire Rings
- Drink Rails



MRFP6 - p. 6



T46ROP-PERF - p. 37



PRF32PERF - p. 68



T46ROP-ADA-CHILD - p. 56



T46SQP - p. 36



T6SPLP - p. 47



PB6WBP-PERF - p. 29



T6XPP - p. 45



RFP5 - p. 7

**South West Market
Products is your
Buddy Bench Source!**

Look for the Buddy Bench
symbol inside ➔
Every bench showing it
can be a Buddy Bench!




Buddy Bench

Table of Contents

ABOUT our products	2-5	UMBRELLAS	89
BENCHES	6-34	BIKE RACKS	90-92
TABLES	36-64	GRILLS	92-95
RECEPTACLES	65-82	SPORTING	96-98
CHAIRS	83-88		







16 Thermoplastic Colors



Thermoplastic will not fade, crack, peel, warp, or discolor for the life of the product. No harmful chemicals are released during the manufacturing

or the use of the product. Nothing pollutes the air or leaches into the water table. Surface appearance is flat and has no drip residue on underside edges.

Styles of Manufacture Available

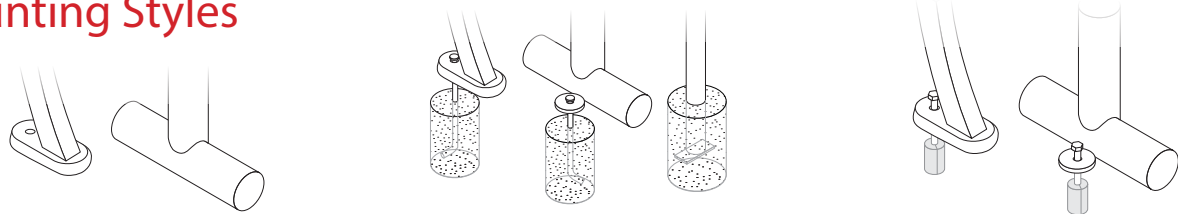
Diamond Pattern 	Expanded Metal 	Perforated Metal 	Welded Style 	Wire 	Rod 
11 gauge steel with vertical slats 1 j wide with j spaces between.	9 gauge steel that forms a diamond pattern.	11 gauge steel with j holes on staggered centers.	Any products fabricated by hand welding individual steel strips.	Heavy wire is criss-cross welded and formed to the shape of the product.	j steel rods that are welded to their frame.

Our Thermoplastic Finish is Graffiti Proof

			
Spray paint is very easy to remove using a common aerosol.	Simply spray WD-40™ on the offending graffiti...	...and the dried paint is removed from the surface in a few seconds SAFE!	One can. One cloth. No paint. It's simple and

WD-40™ is a registered trademark of the WD-40 Company

Mounting Styles



Portable: There is nothing connecting the piece of furniture to the ground. It may be moved freely.	In-Ground: Item is mounted in a hole filled with concrete, sometimes using a j-rod that attaches to the item.	Surface Mount: For mounting item on existing concrete. Hole is drilled in concrete and a knock-in anchor secures the item through its mounting hole.
--	--	---

Ordering Our Products

Warranty: Our revolutionary thermoplastic coating is guaranteed for five years.

Payment Method: We accept MasterCard, Visa, company checks, purchase orders or money orders.

Condition of Sale: Prices and specifications are subject to change without notice and will be confirmed at the time of your order. State tax added where applicable.

Returns: No merchandise will be returned without first obtaining authorization from South West Market Products. Any authorized merchandise must be packed and in saleable condition to be accepted for return. A 20% re-stocking charge applies on all returns when the error is not the fault of South West Market Products.

Freight Carrier: All freight is shipped unassembled via UPS (if able) or common carrier. On all common carrier shipments the buyer is responsible for unloading. Lift gates are available at an additional charge.


Styles of Personalization

Personalized



Personalized items have words or images cut into the piece of furniture itself. For personalized diamond and perforated products, the logo is cut from the furnishing. This includes receptacles as well as benches. For personalized expanded benches, (see right) the personalization is limited to standard pre-cut letters 8" tall that are welded to the bench back before coating with thermoplastic.

We specialize in making outdoor furniture that can carry custom branding and personalization in three different styles that each bring different traits to the product.



Multicolor



Multicolor productstake the personalized style to the next level. They allow for personalization to be seen in a second color to that of the main product. The words and logos are still manufactured into the furnishing as with personalized, but a second color is used for the lettering and art. We can manufacture all of our personalized products (including receptacles) in multicolor, with the exception of any expanded style products.




MULRF48-PERF



MRF32DP

Sublimation



Sublimated products allow for full color artwork to be used on our personalized products. High resolution artwork is applied by means of sublimation and is guaranteed to withstand weather exposure for a full five years. We can manufacture all of our personalized products (including receptacles) in sublimated, with the exception of any expanded style products.



SRFP6



SULRF72-PERF

Standard Personalized Fonts

Our personalized items have letters cut out from the product for all but the expanded benches. We have a number of production fonts that give a choice of letter styles available for no added cost. The fonts are shown on the list at right. If the font is shown in all-capital letters, that means that there are no lower-case characters on in the font - it is capitals only.

This catalog sees a new addition to our list of fonts: Tribute Script. All of these fonts (except Swiss Caps) can be cut at a variety of sizes into the bench. For expanded benches only, pre-cut (fixed size) Swiss Caps metal letters are welded onto the bench before coating with thermoplastic. These letters are a standard size and can't be changed.

Any of these fonts may be used for manufacture of the personalized products at no extra charge. If other fonts are requested, then there would be a service charge to produce the requested font, if it is possible to adapt it to our manufacturing process.

For All Products Other Than Expanded Metal Benches



- ▶ Buddy Sans
- ▶ LETTERMAN
- ▶ Sans Bold Medium
- ▶ Sans Condensed
- ▶ Serif
- ▶ SMALLPRINT
- ▶ STENCIL
- ▶ Tribute Script **NEW**

For Expanded Metal Benches Only



- ▶ SWISS CAPS

The Protection At The Foundation Of Our Products



Our steel tubing is precision manufactured from high grade mild strip steel by Allied Tube & Conduit for exceptional durability and long-lasting life. The tubing is hot-dip galvanized using Allied Tube & Conduit's patented in-line Flo-Coat® process. This process combines zinc, a conversion coating, and a clear organic polymer top-coat to form a triple layer of protection against corrosion and abrasion.

Our Policy: Free Proofs Of Personalized Products



For every personalized product Leisure Craft sells, customers ordering will receive a color proof PDF depicting the product with their logo or wording, free of charge. We do not manufacture the product until the customer signs off on the proof, assuring them of the exact product that meets their specifications.

Personalized Sublimated Diamond Pattern Bench



SRFP6

For the ultimate in custom branding, consider our personalized, sublimated benches. These benches feature full color, photo-quality artwork on a sun light and weather-resistant panel secured permanently to the bench. There is a full five year warranty on the bench *and* the artwork.

SEE MATCHING FURNITURE pp. 69-71, 82

- ▶ Full color artwork manufactured into the bench back
- ▶ 11 Gauge steel
- ▶ Cast iron legs - 1 1/2" wide by 1 1/2" thick
- ▶ Thermoplastic finish
- ▶ Pre-drilled mounting holes

Model:	Description:	Weight:
SRFP4	4' Personalized Sublimated Diamond Pattern Bench	241 lbs.
SRFP5	5' Personalized Sublimated Diamond Pattern Bench	266 lbs.
SRFP6	6' Personalized Sublimated Diamond Pattern Bench	293 lbs.
SRFP8	8' Personalized Sublimated Diamond Pattern Bench	336 lbs.

Personalized Multicolor Diamond Pattern Bench



MRFP6

To let your branding stand out more, consider our personalized, multicolor benches. These diamond pattern benches feature your custom logo in a secondary color to really show it off. Mix and match many of our 16 colors of protective thermoplastic to make sure your message stands out boldly.

- ▶ Customized logo or words manufactured into the bench back
- ▶ Secondary color included
- ▶ 11 Gauge steel
- ▶ Cast iron legs - 1 1/2" wide by 1 1/2" thick
- ▶ Thermoplastic finish
- ▶ Pre-drilled mounting holes

pp. 69-71, 82

Model:	Description:	Weight:
MRFP4	4' Personalized Multicolor Diamond Pattern Bench	241 lbs.
MRFP5	5' Personalized Multicolor Diamond Pattern Bench	266 lbs.
MRFP6	6' Personalized Multicolor Diamond Pattern Bench	293 lbs.
MRFP8	8' Personalized Multicolor Diamond Pattern Bench	336 lbs.

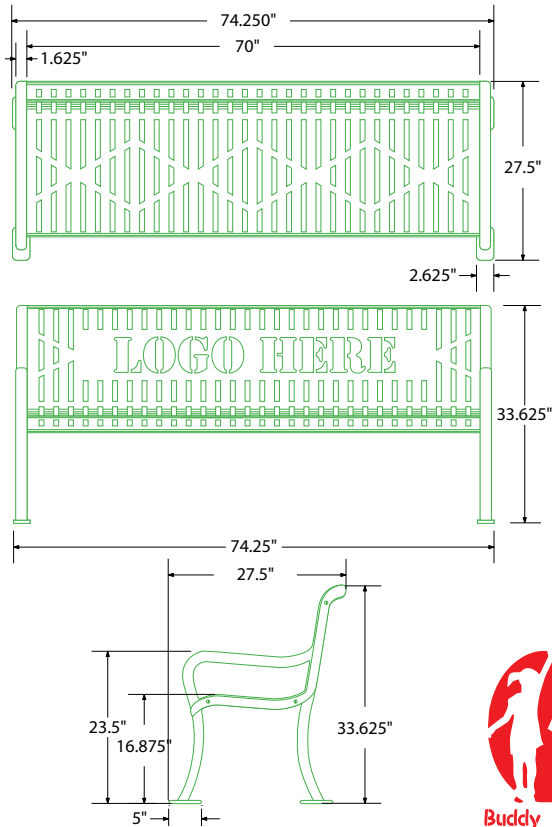
Personalized Diamond Pattern Bench



SR32-ABL - see p. 81

RFP6

RFP6 spec drawings



This is the bench that started it all. The personalized diamond pattern bench was our first product that featured custom wording and logos manufactured into the bench. It's still one of our most popular products. They are coated with your choice of our 16 colors of flustrous thermoplastic. Our manufacturing process ensures that the coating on these benches is drip free. These benches are right at home in a setting of downtown streetscapes, parks, schools, businesses, or at places of worship.

- ▶ Customized logo or words manufactured into the bench back
- ▶ 11 Gauge steel
- ▶ Cast iron legs - 1 1/2" wide by 1 1/2" thick
- ▶ Thermoplastic finish
- ▶ Pre-drilled mounting holes

pp. 69-71, 82

Model:	Description:	Weight:
RFP4	4' Personalized Diamond Pattern Bench	225 lbs.
RFP5	5' Personalized Diamond Pattern Bench	245 lbs.
RFP6	6' Personalized Diamond Pattern Bench	265 lbs.
RFP8	8' Personalized Diamond Pattern Bench	300 lbs.

Roll Formed Diamond Bench



Our diamond benches offer a classic look that is at home in any setting, be it school, sidewalk, park, or business. If you need a basic bench with all of the quality and durability of our personalized benches, this is your product. We also offer a complimentary series of diamond receptacles to match the bench in full receptacle (see p. 70) and ashurn sizes (see p. 82) as shown.

- ▶ 11 Gauge steel
- ▶ Cast iron legs - 1 ½" wide by 1 ½" thick
- ▶ Thermoplastic finish
- ▶ Pre-drilled mounting holes

Model:	Description:	Weight:
RF48D	4' Diamond Pattern Bench	245 lbs.
RF72D	6' Diamond Pattern Bench	265 lbs.
RF96D	8' Diamond Pattern Bench	300 lbs.

Armless Roll Formed Diamond Bench



Our diamond pattern bench is also available in this armless style.

- ▶ 11 Gauge steel
- ▶ Cast iron legs - 1 ½" wide by 1 ½" thick
- ▶ Thermoplastic finish
- ▶ Pre-drilled mounting holes

Model:	Description:	Weight:
RFNA48D	4' Armless Diamond Pattern Bench	220 lbs.
RFNA72D	6' Armless Diamond Pattern Bench	250 lbs.
RFNA96D	8' Armless Diamond Pattern Bench	285 lbs.



Personalized Sublimated Perforated Bench



Our top of the line perforated, roll formed bench is available with full color sublimated artwork built into it. The artwork can deliver your message in a dramatic full color in a space 13" deep on the bench back.

- ▶ Full color artwork manufactured into the bench back
- ▶ 11 Gauge steel
- ▶ Cast iron legs - 1 ½" wide by 1 ½" thick
- ▶ Thermoplastic finish
- ▶ Pre-drilled mounting holes

pp. 35, 37, 39-42, 44, 46-52, 54-63 pp. 67, 68 pp. 83-86

Model:	Description:	Weight:
SRFP4-PERF	4' Personalized Sublimated Perf. Pattern Bench	265 lbs.
SRFP5-PERF	5' Personalized Sublimated Perf. Pattern Bench	290 lbs.
SRFP6-PERF	6' Personalized Sublimated Perf. Pattern Bench	317 lbs.
SRFP8-PERF	8' Personalized Sublimated Perf. Pattern Bench	360 lbs.

Personalized Multicolor Perforated Bench



This bench features a pattern of perforated holes to provide a clean, modern look suitable for upscale commercial placement as well as civic or streetscape usage. These contrasting colors make your logo or message really stand out.

- ▶ Customized logo or words manufactured into the bench back
- ▶ Secondary color
- ▶ 11 Gauge steel
- ▶ Cast iron legs - 1 ½" wide by 1 ½" thick
- ▶ Thermoplastic finish
- ▶ Pre-drilled mounting holes

pp. 35, 37, 39-42, 44, 46-52, 54-63 pp. 67, 68 pp. 83-86

Model:	Description:	Weight:
MRFP4-PERF	4' Personalized Multicolor Perforated Bench	261 lbs.
MRFP5-PERF	5' Personalized Multicolor Perforated Bench	286 lbs.
MRFP6-PERF	6' Personalized Multicolor Perforated Bench	313 lbs.
MRFP8-PERF	8' Personalized Multicolor Perforated Bench	356 lbs.

Personalized Perforated Bench



RFP8-PERF


Our personalized perforated bench features a pattern of j holes for an urban, modern style at home in stadiums, shopping centers, or streetscapes. Custom words and logos are manufactured right into the metal of the bench back. The solid, cast iron legs feature mounting holes for permanent installation on concrete surfaces.

- ▶ Customized logo or words manufactured into the bench back
- ▶ 11 Gauge perforated metal seat and back
- ▶ Cast iron legs - 1 1/2" wide by 1 1/2" thick
- ▶ Thermoplastic finish
- ▶ Pre-drilled mounting holes

pp. 35, 37, 39-42, 44, 46-52, 54-63 pp. 67, 68 pp. 83-86

Model:	Description:	Weight:
RFP4-PERF	4' Personalized Perforated Bench	245 lbs.
RFP5-PERF	5' Personalized Perforated Bench	265 lbs.
RFP6-PERF	6' Personalized Perforated Bench	285 lbs.
RFP8-PERF	8' Personalized Perforated Bench	320 lbs.

Roll Formed Perforated Bench



RF72-PERF


Our basic perforated bench is available in four, six or eight foot lengths and features an industrial styled pattern of j holes. It offers a clean, modern look ready to be finished off for its placement with 16 colors to choose from.

- ▶ 11 Gauge perforated metal seat and back
- ▶ Cast iron legs - 1 1/2" wide by 1 1/2" thick
- ▶ Thermoplastic finish
- ▶ Pre-drilled mounting holes

pp. 35, 37, 39-42, 44, 46-51, 54-63 pp. 67, 68 pp. 83-86

Model:	Description:	Weight:
RF48-PERF	4' Perforated Roll Formed Bench	245 lbs.
RF72-PERF	6' Perforated Roll Formed Bench	285 lbs.
RF96-PERF	8' Perforated Roll Formed Bench	320 lbs.

Personalized Sublimated Perforated U-Leg Bench



SULRF72-PERF


Sublimated art works nicely in our perforated U-Leg bench that makes a bold, modern statement. Full color sublimated art work fits on this bench and is UV and weather resistant to let your message have a long life. This product has a five year warranty.

- ▶ Full color artwork manufactured into the bench back
- ▶ 11 Gauge steel
- ▶ 3" 11 Gauge steel tubular legs
- ▶ Thermoplastic finish
- ▶ Pre-drilled mounting holes

pp. 35, 37, 39-42, 44, 46-52, 54-63 pp. 67, 68 pp. 83-86

Model:	Description:	Weight:
SULRF48-PERF	4' Personalized Sublimated Perf. U-Leg Bench	240 lbs.
SULRF72-PERF	6' Personalized Sublimated Perf. U-Leg Bench	282 lbs.
SULRF96-PERF	8' Personalized Sublimated Perf. U-Leg Bench	320 lbs.

Personalized Multicolor Perforated U-Leg Bench



MULRF72-PERF

This bench is a multicolor personalized style that sports our modern U-Leg design. The legs are made from length of 3/4 diameter 1 1/2 gauge steel pipe. The custom design in the back is highlighted by a secondary color of your choice.

- ▶ Customized logo or words manufactured into the bench back
- ▶ Secondary color
- ▶ 11 Gauge steel
- ▶ 3" 11 Gauge steel tubular legs
- ▶ Thermoplastic finish
- ▶ Pre-drilled mounting holes

pp. 35, 37, 39-42, 44, 46-52, 54-63 pp. 67, 68 pp. 83-86

Model:	Description:	Weight:
MULRF48-PERF	4' Personalized Multicolor Perf. U-Leg Bench	236 lbs.
MULRF72-PERF	6' Personalized Multicolor Perf. U-Leg Bench	278 lbs.
MULRF96-PERF	8' Personalized Multicolor Perf. U-Leg Bench	316 lbs.

Personalized Perforated U-Leg Bench




Our basic personalized U-Leg bench style has a custom logo manufactured in the back of the bench. The modern style is easy to permanently mount in concrete with two mounting holes on each leg's flange.

- ▶ Customized logo or words manufactured into the bench back
- ▶ 11 Gauge steel
- ▶ 3" 11 Gauge steel tubular legs
- ▶ Thermoplastic finish
- ▶ Pre-drilled mounting holes

pp. 35, 37, 39-42, 44, 46-52, 54-63 pp. 67, 68 pp. 83-86

Model:	Description:	Weight:
PULRF48-PERF	4' Personalized Perforated U-Leg Bench	236 lbs.
PULRF72-PERF	6' Personalized Perforated U-Leg Bench	278 lbs.
PULRF96-PERF	8' Personalized Perforated U-Leg Bench	316 lbs.

U-Leg Perforated Bench



The basic U-Leg perforated bench is a colorful, modern addition to any public space.

- ▶ 11 Gauge perforated metal seat and back
- ▶ 3" 11 Gauge tubular steel legs
- ▶ Thermoplastic finish
- ▶ Pre-drilled mounting holes

pp. 35, 37, 39-42, 44, 46-52, 54-63 pp. 67, 68 pp. 83-86

Model:	Description:	Weight:
ULRF48-PERF	4' U-Leg Perforated Bench	220 lbs.
ULRF72-PERF	6' U-Leg Perforated Bench	250 lbs.
ULRF96-PERF	8' U-Leg Perforated Bench	280 lbs.

Roll Formed Wire Bench




Our welded wire bench offers outstanding value with all the benefits of our thermoplastic finish. The seat and back are formed from 3/16" steel wire with a 1/4" border. This style also matches our wire receptacle (see p. 74).

- ▶ 3/16" Welded wire seat and back with 1/4" borders
- ▶ Cast iron legs - 1 1/2" wide by 1 1/2" thick
- ▶ Thermoplastic finish
- ▶ Pre-drilled mounting holes

p. 74

Model:	Description:	Weight:
WB72	6' Welded Wire Bench	147 lbs.

U-Leg Wire Bench




This bench features welded wire construction and is mounted on our U-Leg framework for a different look. The dripless quality of our thermoplastic finish is really emphasized by the perfect coating of thermoplastic that the bench receives.

- ▶ 3/16" Welded wire seat and back with 1/4" borders
- ▶ 3" 11 Gauge tubular steel legs
- ▶ Thermoplastic finish
- ▶ Pre-drilled mounting holes

p. 74

Model:	Description:	Weight:
ULWB72	6' U-Leg Welded Wire Bench	200 lbs.

Roll Formed Ring Pattern Bench



RFR72

Our roll formed ring bench is a perfect match for our SC32-SML and SC32-ABL receptacles as seen on page 78. The elegant design is a natural for shopping and dining districts and will enliven any downtown sidewalk.

- ▶ 11 Gauge steel
- ▶ Cast iron legs - 1 1/2" wide by 1 1/2" thick
- ▶ Thermoplastic finish
- ▶ Pre-drilled mounting holes

 p. 78

Model:	Description:	Weight:
RFR48	4' Ring Pattern Bench	245 lbs.
RFR72	6' Ring Pattern Bench	265 lbs.
RFR96	8' Ring Pattern Bench	300 lbs.

Sawgrass Bench



SGB6

This bench design features a sawgrass style lattice work back that looks right at home in parks and gardens. The finial caps on the legs and arms add a distinctive touch.

- ▶ Twin 11 gauge steel back
- ▶ Legs and seat are 2" square 11 gauge steel tubing
- ▶ Thermoplastic finish
- ▶ Pre-drilled mounting holes

Model:	Description:	Weight:
SGB6	6' Sawgrass Pattern Bench	240 lbs.
SGB8	8' Sawgrass Pattern Bench	255 lbs.

Rod Bench



32RR - see p. 74

RB72



RB48

The heavy-duty steel rod bench is a blend of beauty and simplicity. Half-inch steel rods are individually welded to the frame. It's shown here with the matching rod receptacle (see p. 74). Its sinuous form adds grace with strength no matter where you place it.

- ▶ 1/2" Welded steel rod seat and back
- ▶ Thermoplastic finish
- ▶ Pre-drilled mounting holes

 p. 74

Model:	Description:	Weight:
RB48	4' Steel Rod Bench	210 lbs.
RB72	6' Steel Rod Bench	254 lbs.

Personalized Vertical Slatted Bench



PVSB6P



Here's a bench design featuring vertical oval slats and a large space in the center for personalization. This bench comes in portable, surface mount, or in-ground mounting options.

- ▶ 11 Gauge steel construction
- ▶ Black powder coated galvanized steel 2 3/8" tubular legs
- ▶ Thermoplastic finish
- ▶ Black powder coated steel arms

Model:	Description:	Weight:
PVSB6P/SM/IG*	6' Personalized Vertical Slatted Bench	200 lbs.
PVSB8P/SM/IG*	8' Personalized Vertical Slatted Bench	235 lbs.

* P = Portable / SM = Surface Mount / IG = In-Ground

Northgate Bench



The Northgate bench is handmade with great care. Individual steel ribs a quarter of an inch thick are reformed and welded to the cast iron and steel framework. The back features an elegant arch and the sturdy cast iron legs have mounting holes in their feet. This bench is especially at home on urban sidewalks and in shopping environments.

- ▶ 1 ¼" Wide 7 gauge steel ribs
- ▶ Cast iron legs - 2" wide by 1" thick
- ▶ Thermoplastic finish
- ▶ Pre-drilled mounting holes

Model:	Description:	Weight:
NG4	4' Northgate Bench	220 lbs.
NG5	5' Northgate Bench	240 lbs.
NG6	6' Northgate Bench	260 lbs.
NG8	8' Northgate Bench	285 lbs.

pp. 77-79 pp. 86-88

Oglethorpe Bench




The Oglethorpe bench is handmade similar to the Northgate bench. The difference between them is that the Oglethorpe has a straight back instead of arched. Either bench adds stylish seating to parks, gardens, and streetscapes.

- ▶ 1 ¼" Wide 7 gauge steel ribs
- ▶ Cast iron legs - 2" wide by 1" thick
- ▶ Thermoplastic finish
- ▶ Pre-drilled mounting holes

Model:	Description:	Weight:
OG4	4' Oglethorpe Bench	220 lbs.
OG5	5' Oglethorpe Bench	240 lbs.
OG6	6' Oglethorpe Bench	260 lbs.
OG8	8' Oglethorpe Bench	280 lbs.

pp. 77-79 pp. 86-88

High Point Bench



Our High Point bench is a new addition to our bench styles. Individual steel ribs an inch and a half wide are reformed and welded to the cast iron and steel framework. The cast iron legs feature a unique circular shape with feet that feature mounting holes for easy permanent placement.

- ▶ 1 ½" Wide 7 gauge steel ribs
- ▶ Cast iron legs - 1 ½" wide by 1 ½" thick
- ▶ Thermoplastic finish
- ▶ Pre-drilled mounting holes

Model:	Description:	Weight:
HP4WB	4' High Point Bench	180 lbs.
HP6WB	6' High Point Bench	245 lbs.
HP8WB	8' High Point Bench	310 lbs.

pp. 77-79 pp. 86-88

High Point Bench Without Back



We also offer the High Point bench in a backless style that makes it a great match for urban streetscapes and parks.

- ▶ 11 Gauge steel
- ▶ Cast iron legs - 1 ½" wide by 1 ½" thick
- ▶ Thermoplastic finish
- ▶ Pre-drilled mounting holes

Model:	Description:	Weight:
HP4NB	4' High Point Bench, no back	125 lbs.
HP6NB	6' High Point Bench, no back	160 lbs.
HP8NB	8' High Point Bench, no back	200 lbs.

pp. 77-79 pp. 86-88

Horizontal Slatted Bench




Our horizontal slatted bench features a unique, high-tech look for a sophisticated seating solution appropriate for businesses, parks, and streetscapes.

Model:	Description:	Weight:
HSB4	4' Horizontal Slatted Bench	235 lbs.
HSB6	6' Horizontal Slatted Bench	255 lbs.
HSB8	8' Horizontal Slatted Bench	290 lbs.

- ▶ 11 Gauge steel construction
- ▶ Thermoplastic finish
- ▶ Pre-drilled mounting holes

Diamond Bench Without Back




The diamond bench without back offers a 22" wide seat in four to six foot lengths. It's ideal seating for parks and gardens where our roll formed diamond bench or diamond receptacle is also found.

- ▶ 11 Gauge steel seat is 22" wide
- ▶ Cast iron legs - 1 1/2" wide by 1 1/2" thick
- ▶ Thermoplastic finish
- ▶ Pre-drilled mounting holes

pp. 69-71, 82

Model:	Description:	Weight:
RFNB4	4' Diamond Bench, no back	140 lbs.
RFNB5	5' Diamond Bench, no back	150 lbs.
RFNB6	6' Diamond Bench, no back	160 lbs.

Perforated Bench Without Back



The bench without back offers a 22" wide seat in four to six foot lengths featuring our perforated style. It has a pattern of 1/2" diameter holes. It's ideal seating for locations where our other perforated products can be found.

- ▶ 11 Gauge perforated metal seat is 22" wide
- ▶ Cast iron legs - 1 1/2" wide by 1 1/2" thick
- ▶ Thermoplastic finish
- ▶ Pre-drilled mounting holes

pp. 35, 37, 39-42, 44, 46-51, 54-63 pp. 67, 68 pp. 83-86

Model:	Description:	Weight:
RFNB4-PERF	4' Perforated Bench, no back	155 lbs.
RFNB5-PERF	5' Perforated Bench, no back	165 lbs.
RFNB6-PERF	6' Perforated Bench, no back	175 lbs.

U-Leg Ribbon Bench Without Back




Here is a new backless bench sporting modern U-Leg style and a ribbon slat seat. Two mounting holes in each leg flange allow for permanent mounting on concrete surfaces.

- ▶ 11 Gauge steel seat is 22" wide
- ▶ 3" 11 Gauge tubular steel legs
- ▶ Thermoplastic finish
- ▶ Pre-drilled mounting holes

pp. 77-79 pp. 86-88

Model:	Description:	Weight:
ULRBNB4	4' U-Leg Ribbon Bench, no back	105 lbs.
ULRBNB5	5' U-Leg Ribbon Bench, no back	115 lbs.
ULRBNB6	6' U-Leg Ribbon Bench, no back	125 lbs.

U-Leg Perforated Bench Without Back



ULNB6-PERF


We also offer our perforated bench without back in our U-Leg style. It sports 3 steel pipe legs instead of the cast iron style for a lighter piece of furniture with a modern, urban style. It's ideal for corporate or civic locations.

- ▶ 11 Gauge perforated metal seat is 22" wide
- ▶ 3" 11 Gauge tubular steel legs
- ▶ Thermoplastic finish
- ▶ Pre-drilled mounting holes

pp. 35, 37, 39-42, 44, 46-52, 54-63 pp. 67, 68 pp. 83-86

Model:	Description:	Weight:
ULNB4-PERF	4' U-Leg Perforated Bench, no back	110 lbs.
ULNB5-PERF	5' U-Leg Perforated Bench, no back	120 lbs.
ULNB6-PERF	6' U-Leg Perforated Bench, no back	130 lbs.

U-Leg Wire Bench Without Back



ULWBNB6


This backless bench is made from sleek, welded wire coupled with the distinctive U-Legs made from 3 pipe. The wire used is 1/4" thick and welded 1 1/2" apart vertically and 3" apart horizontally on centers.

- ▶ 3/16" Welded wire seat and back with 1/4" borders is 22" wide
- ▶ 3" 11 Gauge tubular steel legs
- ▶ Thermoplastic finish
- ▶ Pre-drilled mounting holes

p. 74

Model:	Description:	Weight:
ULWBNB4	4' U-Leg Wire Bench, no back	100 lbs.
ULWBNB5	5' U-Leg Wire Bench, no back	110 lbs.
ULWBNB6	6' U-Leg Wire Bench, no back	120 lbs.

Slatted Bench Without Back



B6SSM

Our slatted bench features a clean, metal grille design for a contemporary look wherever you need seating. The flared legs can be permanently set on concrete (surface mount) or grass (in-ground) surfaces.

- ▶ 11 Gauge steel seat 13 1/8" wide
- ▶ Black powder coated steel legs - 4" wide by 3/8" thick
- ▶ Thermoplastic finish
- ▶ Pre-drilled mounting holes

Model:	Description:	Weight:
B4SP/SM/IG*	4' Slatted Bench, no back	85 lbs.
B6SP/SM/IG*	6' Slatted Bench, no back	100 lbs.
B8SP/SM/IG*	8' Slatted Bench, no back	120 lbs.

* P = Portable / SM = Surface Mount / IG = In-Ground

Pittsburgh Bench



PTB6- PL



PTB6-TH


Here's a bench that matches ornate strap legs with pine, recycled plastic, or cutting edge thermowood hickory lumber. The thermowood and plastic lumber versions offer a maintenance free bench that still has a classic park bench style.

- ▶ Thermowood lumber (hickory model only) comes with a 30 year warranty
- ▶ Black powder coated galvanized steel strap frame
- ▶ 6 Mounting holes for permanent mounting
- ▶ Available in yellow pine, recycled plastic lumber, and in thermowood hickory lumber

p. 53 pp. 72, 75-76



Model:	Description:	Weight:
PTB6-YP	6' Pittsburgh Bench, yellow pine	110 lbs.
PTB6-PL	6' Pittsburgh Bench, recycled plastic	115 lbs.
PTB6-TH	6' Pittsburgh Bench, thermowood hickory	105 lbs.

Series 1468 Cast Iron Bench



This classic park bench is available in your choice of red oak, oak, or mahogany lumber (as shown). Benches are available in a variety of finishes. The cast iron frame is sculpted for an old-fashioned look that's perfectly suited for downtown streetscapes or city parks.

- ▶ Available in mahogany, oak, or red oak lumber
- ▶ Available in 4' or 6' lengths
- ▶ Cast iron frame - 28 1/2" high. 16" seat height
- ▶ Black powder coated cast iron frame

 p. 53  pp. 72, 75-76



Model:	Description:	Weight:
1468-4M	4' Cast Iron 1468 Bench, mahogany	150 lbs.
1468-4R0	4' Cast Iron 1468 Bench, red oak	150 lbs.
1468-4O	4' Cast Iron 1468 Bench, oak	140 lbs.
1468-6M	6' Cast Iron 1468 Bench, mahogany	180 lbs.
1468-6R0	6' Cast Iron 1468 Bench, red oak	180 lbs.
1468-6O	6' Cast Iron 1468 Bench, oak	168 lbs.

Deluxe Bench



This deluxe mahogany bench features a dozen contoured planks for extra comfortable seating.

- ▶ 2" Slatted mahogany or oak planks
- ▶ Black powder coated cast iron legs
- ▶ Surface mount holes in feet

 p. 53  pp. 72, 75-76



Model:	Description:	Weight:
M1950-4	4' Mahogany Deluxe Bench	125 lbs.
M1950-5	5' Mahogany Deluxe Bench	139 lbs.
M1950-6	6' Mahogany Deluxe Bench	164 lbs.
O1950-4	4' Oak Deluxe Bench	125 lbs.
O1950-5	5' Oak Deluxe Bench	139 lbs.
O1950-6	5' Mahogany Deluxe Bench	164 lbs.

Courtyard Bench



This new wooden bench design features contoured slats shaped to fit the sleekly curved leg frame.

- ▶ Black powder coated cast iron legs and arms
- ▶ Available in mahogany, oak, or yellow pine
- ▶ Pre-drilled mounting holes

 p. 53  pp. 72, 75-76

Model:	Description:	Weight:
CYB-6M	6 Ft. Courtyard Bench - mahogany	175 lbs.
CYB-6YP	6 Ft. Courtyard Bench - yellow pine	170 lbs.
CYB-6O	6 Ft. Courtyard Bench - oak	170 lbs.

Recycled Plastic Trail Bench



Here's a long-lasting park bench with hefty square slats of recycled plastic. It's just perfect for park placement with years of maintenance-free usage to keep these seating lookings sharp. The planks will far outlast wood and the usage keeps plastic out of our landfills.

- ▶ 4 1/2" x 3 1/2" Recycled plastic planking
- ▶ Black powder coated steel strap legs
- ▶ Surface mount holes in feet

Model:	Description:	Weight:
TB6	6 Ft. Recycled Plastic Trail Bench - 4"x 3" planks	285 lbs.

Modern Recycled Plastic Bench Without Back



Here's a recycled plastic bench that's perfect for park and cityscape usage. Like all of our recycled plastic benches, they need no painting, staining, sealing and are weather and UV resistant. Once they're installed, they are virtually maintenance free.

- ▶ Recycled plastic seat planking
- ▶ Surface mount holes in each leg

Model:	Description:	Weight:
PLM6-BE	6' Modern Recycled Plastic Bench, no back	97 lbs.

Victorian Recycled Plastic Bench



This recycled plastic bench caters to your needs for public seating made from recycled materials. These benches are both weather and UV resistant. They're an attractive and durable addition to both public and private spaces.

- ▶ Recycled plastic seat and back planking
- ▶ Surface mount holes in each leg

Model:	Description:	Weight:
PLVWB6-BE	6' Victorian Recycled Plastic Bench	151 lbs.

Victorian Recycled Plastic Bench Without Back



This Victorian style bench made of recycled plastic has a classic look suitable for use in parks, gardens, and streetscapes. The backless design allows those seated to face both directions. All the planks are manufactured out of recycled plastic for maintenance-free usage.

- ▶ Recycled plastic seat planking
- ▶ Surface mount holes in each leg

Model:	Description:	Weight:
PLV6-BE	6' Victorian Recycled Plastic Bench, no back	105 lbs.

Modern Recycled Plastic Bench



This Modern style recycled plastic bench caters to your needs for benches that are both weather and UV resistant. They need no painting, staining, or sealing and they're impervious to insect damage.

- ▶ Recycled plastic seat and back planking
- ▶ Surface mount holes in each leg

Model:	Description:	Weight:
PLMWB6-BE	6' Modern Recycled Plastic Bench	150 lbs.

Wooden Bench Without Back



Our wooden bench is also offered in a model without back. The steel strap leg has surface mount holes for permanent placement. This bench is offered with both pine and mahogany planking. Permanent (in-ground) and bolt-down units available.

► Pine or mahogany construction

► Black powder coated steel strap legs

► Surface mount holes in feet

p. 53

pp. 72, 75-76

Model:	Description:	Weight:
4000-6P	6' Pine Bench, no back	40 lbs.
4000-6M	6' Mahogany Bench, no back	50 lbs.

Wooden Bench



These woodenslatted benches are offered in pine and mahogany. They are perfect for economical park and streetscape seating. The powder-coated steel strap legs have mounting holes for permanent mounting on concrete surfaces. Permanent (in-ground) and bolt-down units available.

► Pine or mahogany construction

► Black powder coated steel strap legs

► Surface mount holes in feet

► Ships unassembled

p. 53

pp. 72, 75-76

Model:	Description:	Weight:
5000-6P	6' Wooden Bench, pine	60 lbs.
5000-6M	6' Wooden Bench, mahogany	75 lbs.

Queen Anne Bench Without Back



We are now offering this elegant bench without back with ornate cast iron legs and contoured planking made from red oak or mahogany. It's just right for a downtown or garden placement.

► Available in red oak or mahogany

► Cast iron legs - 1 ½" wide by 2" thick

► Black powder coated cast iron frame

p. 53

pp. 72, 75-76

Model:	Description:	Weight:
QABWB-6M	6' Queen Anne Bench, no back - mahogany	160 lbs.
QABWB-6O	6' Queen Anne Bench, no back - red oak	160 lbs.

Buddy Benches For Schools:
A Leisure Craft Specialty

With the wide variety of personalized benches that South West Market Products makes, it means that we are uniquely positioned to have the largest selection of Buddy Benches to meet any school's budget and vision. We can make everything from a simple bench with the words "Buddy Bench" on it to elaborate sublimated benches with full color artwork - and everything in-between!

Wherever you see the Buddy Bench symbol, that bench can be made as a Buddy Bench.



Buddy Bench



Personalized Sublimated Standard Perforated Bench



SPB6WBP-PERF

pp. 35, 37, 39-42, 44, 46-52, 54-63 pp. 67, 68 pp. 83-86

Sublimation logos also come to our standard benches, allowing any logo placement on a bench back.

- Full color artwork manufactured into the bench back
- 11 Gauge perforated steel seat and back are 11 1/2" wide
- Black powder coated galvanized steel 2 3/8" tubular legs
- Thermoplastic finish

Model:	Description:	Weight:
SPB4WBP/SM/IG*-PERF	4' Personalized Sublimated Perf. Bench	154 lbs.
SPB6WBP/SM/IG*-PERF	6' Personalized Sublimated Perf. Bench	192 lbs.
SPB8WBP/SM/IG*-PERF	8' Personalized Sublimated Perf. Bench	230 lbs.
SPB10WBP/SM/IG*-PERF	10' Personalized Sublimated Perf. Bench	283 lbs.
SPB15WBP/SM/IG*-PERF	15' Personalized Sublimated Perf. Bench	404 lbs.

* P = Portable / SM = Surface Mount / IG = In-Ground

Personalized Multicolor Standard Perforated Bench



MPB6WBSM-PERF

pp. 35, 37, 39-42, 44, 46-52, 54-63 pp. 67, 68 pp. 83-86

This standard perforated bench features personalization in any two of our 16 colors for a message that pops in any setting.

- Customized logo or words manufactured into the bench back
- Secondary color behind custom logo
- 11 Gauge perforated steel seat and back are 11 1/2" wide
- Black powder coated galvanized steel 2 3/8" tubular legs
- Thermoplastic finish

Model:	Description:	Weight:
MPB4WBP/SM/IG*-PERF	4' Personalized Multicolor Perf. Bench	160 lbs.
MPB6WBP/SM/IG*-PERF	6' Personalized Multicolor Perf. Bench	188 lbs.
MPB8WBP/SM/IG*-PERF	8' Personalized Multicolor Perf. Bench	226 lbs.
MPB10WBP/SM/IG*-PERF	10' Personalized Multicolor Perf. Bench	279 lbs.
MPB15WBP/SM/IG*-PERF	15' Personalized Multicolor Perf. Bench	400 lbs.

* P = Portable / SM = Surface Mount / IG = In-Ground

Personalized Standard Perforated Bench With Back

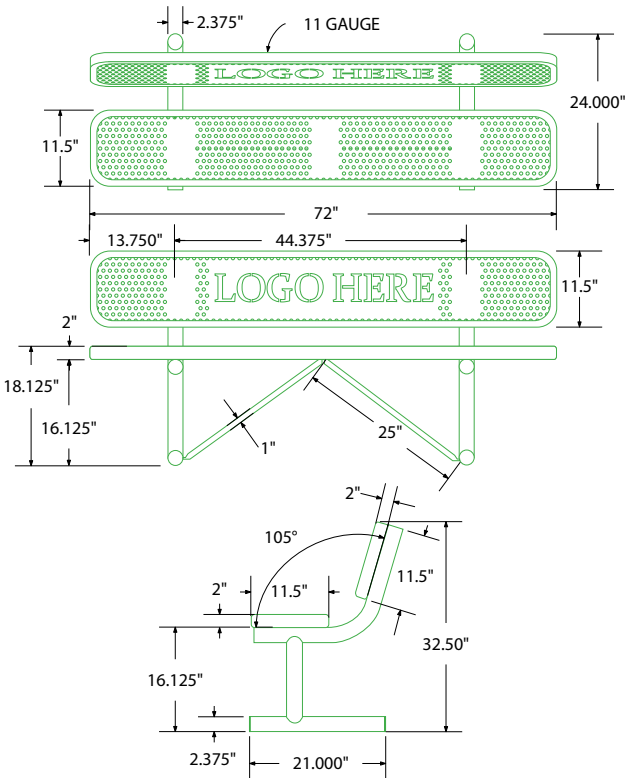


PB6WBP-PERF

This personalized perforated bench has our pattern of holes combined with any logo or message, for a contemporary style at home, in schools, stadiums, shopping centers, or streetscapes. This bench can be mounted permanently lying grass with in-ground J-rods (provided), or in concrete with knock-in anchors.

- Customized logo or words cut into the bench back
- 11 Gauge perforated steel seat and back are 11 1/2" wide
- Black powder coated galvanized steel 2 3/8" tubular legs
- Thermoplastic finish

PB6WBP-PERF spec drawings



PB4WBP-PERF

pp. 35, 37, 39-42, 44, 46-52, 54-63 pp. 67, 68 pp. 83-86

Model:	Description:	Weight:
PB4WBP/SM/IG*-PERF	4' Personalized Std. Perf. Bench	155 lbs.
PB6WBP/SM/IG*-PERF	6' Personalized Std. Perf. Bench	160 lbs.
PB8WBP/SM/IG*-PERF	8' Personalized Std. Perf. Bench	190 lbs.
PB10WBP/SM/IG*-PERF	10' Personalized Std. Perf. Bench	238 lbs.
PB15WBP/SM/IG*-PERF	15' Personalized Std. Perf. Bench	338 lbs.

* P = Portable / SM = Surface Mount / IG = In-Ground

Standard Perforated Bench With Back



Our basic perforated bench has a pattern of j holes. It's the next step up in sophistication from our standard expanded bench.

- ▶ 11 Gauge perforated steel seat and back are 11 1/2" wide
- ▶ Black powder coated galvanized steel 2 3/8" tubular legs
- ▶ Thermoplastic finish

🛠️ pp. 35, 37, 39-42, 44, 46-52, 54-63 🗑️ pp. 67, 68 🌳 pp. 83-86

Model:	Description:	Weight:
B4WBP/SM/IG*-PERF	4' Standard Perforated Bench	155 lbs.
B6WBP/SM/IG*-PERF	6' Standard Perforated Bench	160 lbs.
B8WBP/SM/IG*-PERF	8' Standard Perforated Bench	190 lbs.
B10WBP/SM/IG*-PERF	10' Standard Perforated Bench	238 lbs.
B15WBP/SM/IG*-PERF	15' Standard Perforated Bench	338 lbs.

* P = Portable / SM = Surface Mount / IG = In-Ground

Standard Perforated Bench Without Back



This basic perforated bench has our pattern of j holes. It's a bench of simple sophistication; ready for any setting you wish to put it in.

- ▶ 11 Gauge perforated steel seat is 11 1/2" wide
- ▶ Black powder coated galvanized steel 2 3/8" tubular legs
- ▶ Thermoplastic finish

🛠️ pp. 35, 37, 39-42, 44, 46-52, 54-63 🗑️ pp. 67, 68 🌳 pp. 83-86

Model:	Description:	Weight:
B4XPP/SM/IG*-PERF	4' Standard Perforated Bench, no back	80 lbs.
B6XPP/SM/IG*-PERF	6' Standard Perforated Bench, no back	86 lbs.
B8XPP/SM/IG*-PERF	8' Standard Perforated Bench, no back	104 lbs.
B10XPP/SM/IG*-PERF	10' Standard Perforated Bench, no back	111 lbs.
B15XPP/SM/IG*-PERF	15' Standard Perforated Bench, no back	180 lbs.

* P = Portable / SM = Surface Mount / IG = In-Ground

Personalized Standard Expanded Metal Bench With Back



Our standard expanded metal bench is one of our best sellers. We can personalize it by welding solid steel letters to the back, making it our most affordable personalized bench.

- ▶ 5 1/2" by 8" Steel letters are welded to the bench back
- ▶ 9 Gauge expanded metal seat and back are 11 1/2" wide
- ▶ Black powder coated galvanized steel 2 3/8" tubular legs
- ▶ Thermoplastic finish

🛠️ pp. 36, 38-45, 48-52, 54-60, 63 🗑️ pp. 65-66, 73, 82

Model:	Description:	Weight:
PB4WBP/SM/IG*	4' Personalized Standard Expanded Bench	149 lbs.
PB6WBP/SM/IG*	6' Personalized Standard Expanded Bench	155 lbs.
PB8WBP/SM/IG*	8' Personalized Standard Expanded Bench	185 lbs.
PB10WBP/SM/IG*	10' Personalized Standard Expanded Bench	233 lbs.
PB15WBP/SM/IG*	15' Personalized Standard Expanded Bench	323 lbs.

* P = Portable / SM = Surface Mount / IG = In-Ground



Standard Expanded Metal Bench With Back



Our standard expanded metal bench with back is a very popular model that can go anywhere and look sharp. The dripless thermoplastic coating looks fantastic even as it protects the steel from rusting.

- ▶ 9 Gauge expanded metal seat and back are 11 1/2" wide
- ▶ Black powder coated galvanized steel 2 3/8" tubular legs
- ▶ Thermoplastic finish

🛠️ pp. 36, 38-45, 48-52, 54-60, 63 🗑️ pp. 65-66, 73, 82

Model:	Description:	Weight:
B4WBP/SM/IG*	4' Standard Expanded Bench	144 lbs.
B6WBP/SM/IG*	6' Standard Expanded Bench	150 lbs.
B8WBP/SM/IG*	8' Standard Expanded Bench	180 lbs.
B10WBP/SM/IG*	10' Standard Expanded Bench	228 lbs.
B15WBP/SM/IG*	15' Standard Expanded Bench	318 lbs.

* P = Portable / SM = Surface Mount / IG = In-Ground

Standard Expanded Metal Bench Without Back



Our backless expanded metal bench puts seating where you need it with a minimum of maintenance.

- ▶ 9 Gauge expanded metal seat is 11 1/2" wide
- ▶ Black powder coated galvanized steel 2 3/8" tubular legs
- ▶ Thermoplastic finish

Model:	Description:	Weight:
B4XPP/SM/IG*	4' Standard Expanded Bench, no back	70 lbs.
B6XPP/SM/IG*	6' Standard Expanded Bench, no back	76 lbs.
B8XPP/SM/IG*	8' Standard Expanded Bench, no back	94 lbs.
B10XPP/SM/IG*	10' Standard Expanded Bench, no back	101 lbs.
B15XPP/SM/IG*	15' Standard Expanded Bench, no back	170 lbs.

* P = Portable / SM = Surface Mount / IG = In-Ground

pp. 36, 38-45, 48-52, 54-60, 63 pp. 65-66, 73, 82

Personalized Multicolor Perforated Player's Bench



This personalized multicolor player's bench features a 15" seat and back; 3" more space for your message than on our standard bench.

- ▶ Customized logo or words manufactured into the bench back
- ▶ Secondary color included
- ▶ 11 Gauge perforated steel bench seat and back are 15" wide
- ▶ Black powder coated galvanized steel 2 3/8" tubular legs
- ▶ Thermoplastic finish

Model:	Description:	Weight:
MB4XPLP/SM/IG*-PERF	4' Personalized Multicolor Perf. Player's Bench	188 lbs.
MB6XPLP/SM/IG*-PERF	6' Personalized Multicolor Perf. Player's Bench	235 lbs.
MB8XPLP/SM/IG*-PERF	8' Personalized Multicolor Perf. Player's Bench	282 lbs.
MB10XPLP/SM/IG*-PERF	10' Personalized Multicolor Perf. Player's Bench	350 lbs.
MB15XPLP/SM/IG*-PERF	15' Personalized Multicolor Perf. Player's Bench	500 lbs.

* P = Portable / SM = Surface Mount / IG = In-Ground

pp. 35, 37, 39-42, 44, 46-52, 54-63 pp. 67, 68 pp. 83-86

Standard Perforated Player's Bench Without Back



This perforated player's bench has a surface pattern of holes. It's ready for placement on any playing field with a specially wider 15" seat. Three mounting options (portable, surface mount, or in-ground) make it appropriate for pavement or field placement.

- ▶ 11 Gauge perforated steel seat is 15" wide
- ▶ Black powder coated galvanized steel 2 3/8" tubular legs
- ▶ Thermoplastic finish

Model:	Description:	Weight:
B6PLP/SM/IG*-PERF	6' Perforated Player's Bench, no back	91 lbs.
B8PLP/SM/IG*-PERF	8' Perforated Player's Bench, no back	108 lbs.
B10PLP/SM/IG*-PERF	10' Perforated Player's Bench, no back	128 lbs.
B15PLP/SM/IG*-PERF	15' Perforated Player's Bench, no back	206 lbs.

* P = Portable / SM = Surface Mount / IG = In-Ground

pp. 35, 37, 39-42, 44, 46-52, 54-63 pp. 67, 68 pp. 83-86

Expanded Metal Player's Bench Without Back



We also offer an expanded metal player's bench for sporting use. The bench features a seat that is 15" wide instead of the standard 11" of our standard benches. It comes in any of our 16 colors and your choice of mounting styles.

- ▶ 9 Gauge expanded metal seat is 15" wide
- ▶ Black powder coated galvanized steel 2 3/8" tubular legs
- ▶ Thermoplastic finish

Model:	Description:	Weight:
B6XPLP/SM/IG*	6' Expanded Player's Bench, no back	81 lbs.
B8XPLP/SM/IG*	8' Expanded Player's Bench, no back	98 lbs.
B10XPLP/SM/IG*	10' Expanded Player's Bench, no back	108 lbs.
B15XPLP/SM/IG*	15' Expanded Player's Bench, no back	185 lbs.

* P = Portable / SM = Surface Mount / IG = In-Ground

pp. 36, 38-45, 48-52, 54-60, 63 pp. 65-66, 73, 82

Memorial Plaques



MPLSS4

Type in bas-relief on black, leatherette texture on 1/4" aluminum



MPL

Black type inset into 1/32" brass

Memorial plaques can be added to any of our benches for a lasting, beautiful remembrance. We offer either a 1/4" thick satin finish aluminum or a simple 1/32" thick brass plate. The brass plaque has a standard size of 4 1/2 x 3 1/2 with various other sizes available.

- ▶ Aluminum plaque has metal letters on top of 1/4" thick black, leather textured plate
- ▶ Brass plaque has letters etched into 1/32" thick brass plate

Model:	Description:	Weight:
MPLSS4	1/4" Stainless Steel Plaque	1 lb.
MPL	1/32" Brass Plaque	1 lb.

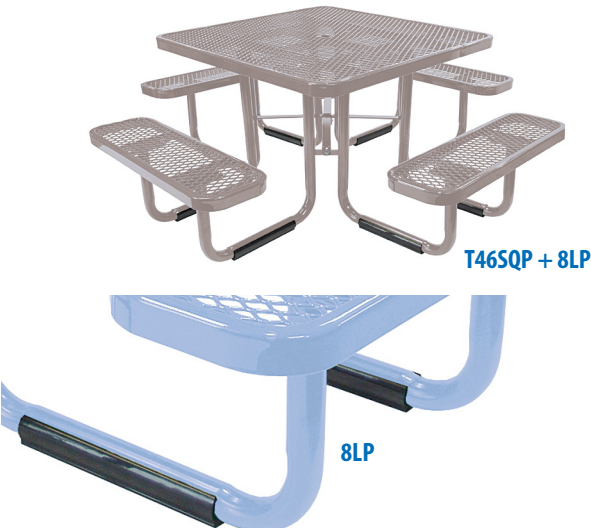
Anti-Skateboard Tabs & Leg Protectors



SBT

These skateboard tabs above keep skaters away from your tables and benches! Prevents skaters from "grinding" on the edges of your furniture.

- ▶ Available separately or as a pre-installed option from Leisure Craft on purchases



T46SQP + 8LP

8LP

These plastic kids above fit all of the 36" and 46" tables on pages 35-43, 55-56, and 63.

- ▶ These fit any of our tables with a 2" tubular steel leg

Model:	Description:	Weight:
SBT	Single Tab	1 lb.
8LP	8 Leg Protectors	10 lbs.

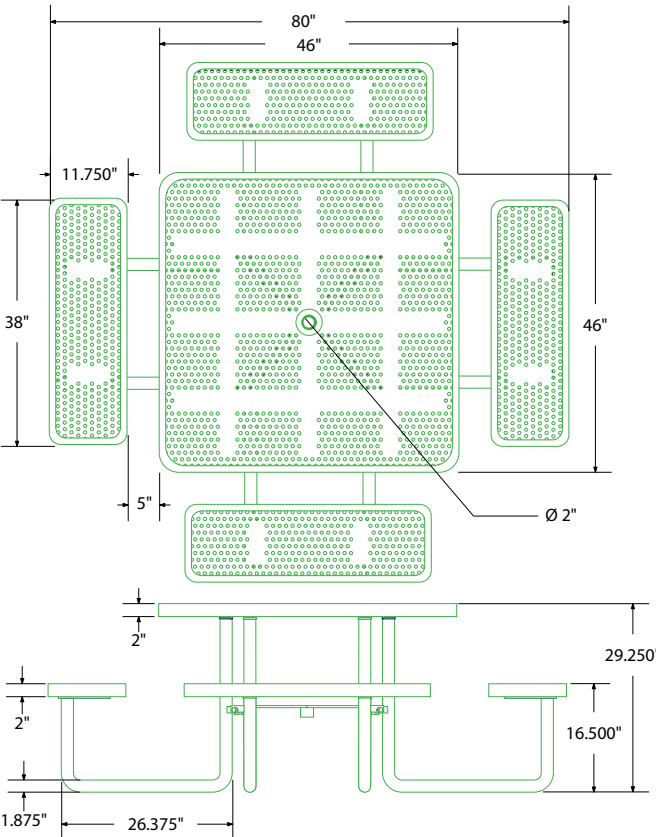
46" Square Perforated Table



T46SQP-PERF

Our popular 46" square table is also available in a perforated steel pattern featuring 1/8" holes. The table top and seats are framed with a 3" radial edge trim. This table is prepared to offer seating for up to eight adults and also has a center hole and support for an optional umbrella.

T46SQP-PERF spec drawings



T46SQP-PERF + UMB + UM102A - see p. 89

pp. 9-12, 20, 28-30, 32, 33 pp. 67-68 pp. 83-86

Model:	Description:	Weight:
T46SQP-PERF	46" Square Perforated Portable Table	310 lbs.
T46SQSM-PERF	46" Square Perforated Surface Mount Table	315 lbs.
T46SQIG-PERF	46" Square Perforated In-Ground Table	320 lbs.

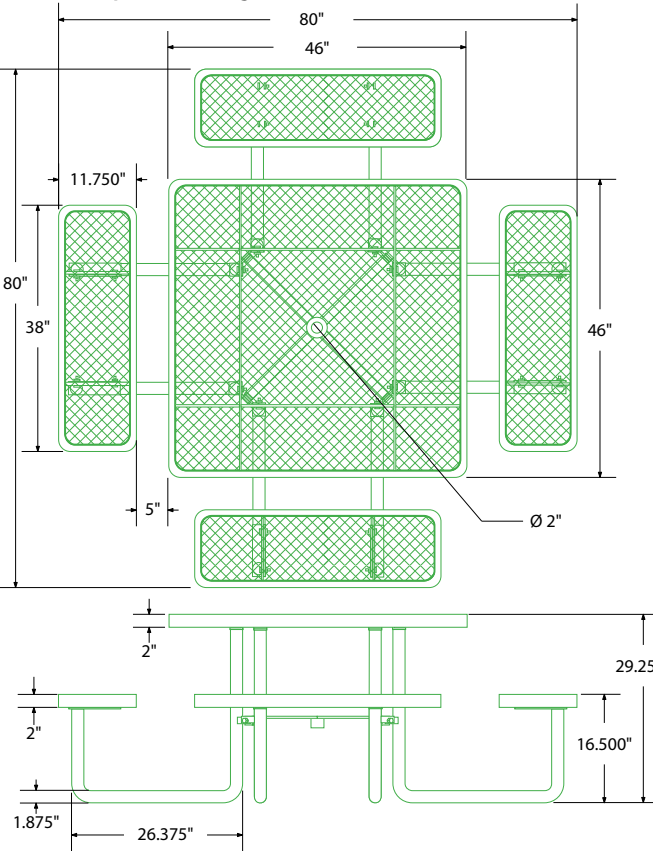
46" Square Expanded Metal Table



This square table seats up to eight adults and provides easy seating for outdoor dining in any setting. Seating is 11" wide and the table can be mounted permanently on pavement (surface mount) or lawn (in-ground).

- ▶ 9 Gauge expanded metal seats and top
- ▶ Black powder coated galvanized steel 2" tubular under structure
- ▶ Thermoplastic finish
- ▶ 1 3/4" Umbrella hole

T46SQP spec drawings



T46SQP + UMB - see p. 89

pp. 31-33 pp. 65-66, 73, 82

Model:	Description:	Weight:
T46SQP	46" Square Portable Table	265 lbs.
T46SQSM	46" Square Surface Mount Table	270 lbs.
T46SQIG	46" Square In-Ground Table	275 lbs.

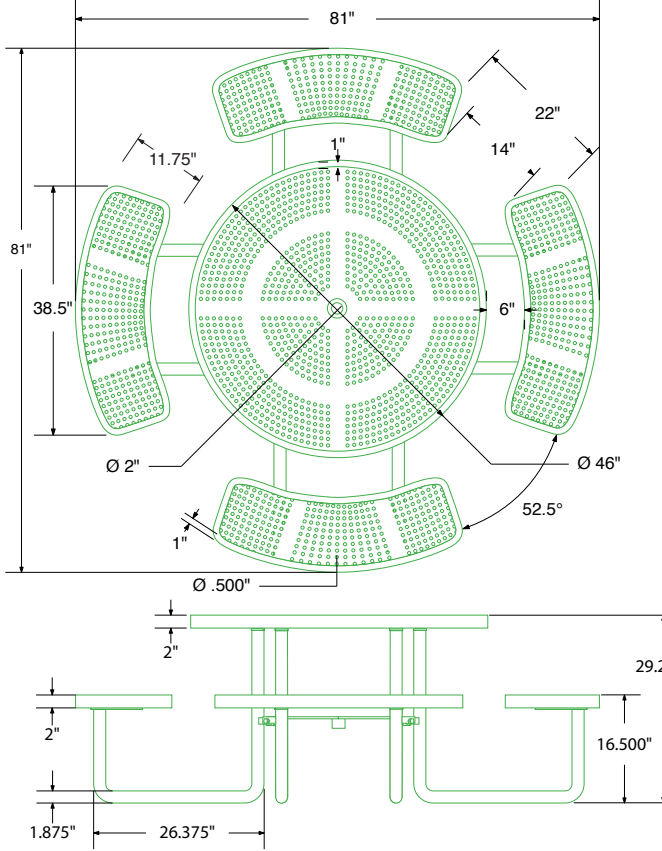
46" Round Perforated Table



This attractive round table has mounting options for pavement (surface mount) or lawn (in-ground mount) surfaces. Place one anywhere you need seating for up to eight adults. These seat and table surfaces are protected and beautified with any of our 16 colors of thermoplastic.

- ▶ 11 Gauge perforated metal seats and top
- ▶ Black powder coated galvanized steel 2" tubular under structure
- ▶ Thermoplastic finish
- ▶ 1 3/4" Umbrella hole

T46ROP-PERF spec drawings



T46ROP-PERF + UMB - see p. 89

pp. 9-12, 20, 28-30, 32, 33 pp. 67-68 pp. 83-86

Model:	Description:	Weight:
T46ROP-PERF	46" Perforated Portable Round Table	300 lbs.
T46ROSM-PERF	46" Perforated Surface Mount Round Table	305 lbs.
T46ROIG-PERF	46" Perforated In-Ground Round Table	310 lbs.

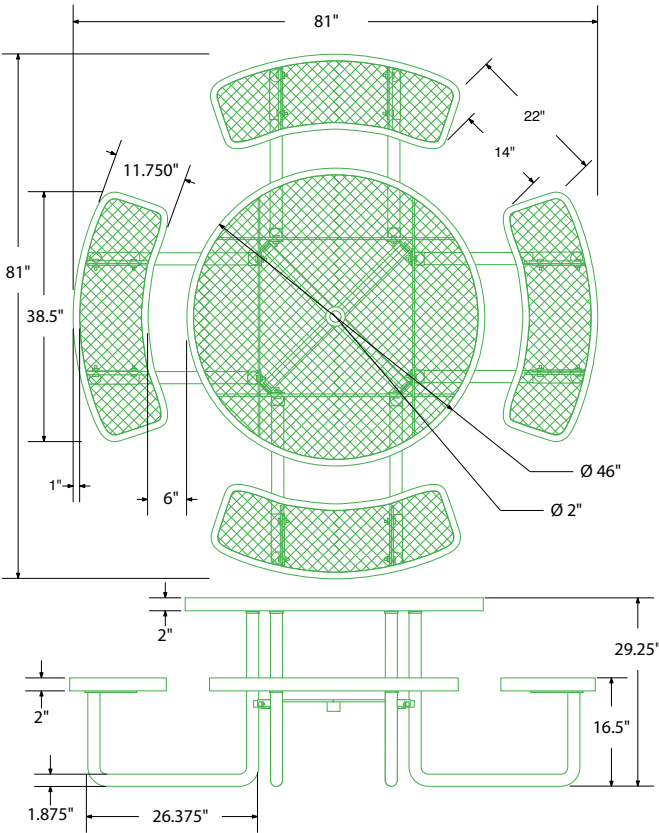
46" Round Expanded Metal Table



This round expanded 46j table is one of our most popular models. It's ideal for park, school, and patio placement. Optional umbrella, leg protectors, and skateboard tabs are available to fit this and all of our 46j tables.

- ▶ 9 Gauge expanded metal seats and top
- ▶ Black powder coated galvanized steel 2" tubular under structure
- ▶ Thermoplastic finish
- ▶ 1 3/4" Umbrella hole

T46ROP spec drawings



T46ROP
+ UMB + UM102A
- see p. 89

pp. 31-33 pp. 65-66, 73, 82

Model:	Description:	Weight:
T46ROP	46" Round Portable Table	255 lbs.
T46ROSM	46" Round Surface Mount Table	260 lbs.
T46ROIIG	46" Round In-Ground Table	265 lbs.

46" x 58" Perforated Metal ADA Table



Our 46j perforated table is also available in an ADA version. The table is 46j x 58j with three attached seats and one side left open for wheelchair clearance.

- ▶ 11 Gauge perforated metal seats and top
- ▶ 46" x 58" tabletop with three attached seats
- ▶ Black powder coated galvanized steel 2" tubular under structure
- ▶ Thermoplastic finish
- ▶ 1 3/4" Umbrella hole

pp. 9-12, 20, 28-30, 32, 33 pp. 67-68 pp. 83-86

Model:	Description:	Weight:
T46SQP-ADA-PERF	46" x 58" Perf. Portable ADA Table, 3 seats	320 lbs.
T46SQSM-ADA-PERF	46" x 58" Perf. Surface Mount ADA Table, 3 seats	325 lbs.
T46SQIG-ADA-PERF	46" x 58" Perf. In-Ground ADA Table, 3 seats	330 lbs.

46" x 58" Expanded Metal ADA Table

In order to meet federal ADA standards, the table is 46j x 58j with three attached seats and one side left open for wheelchair access. Take your pick of 16 colors of smooth thermoplastic finish.

- ▶ 9 Gauge expanded metal seats and top
- ▶ 46" x 58" tabletop with three attached seats
- ▶ Black powder coated galvanized steel 2" tubular under structure
- ▶ Thermoplastic finish
- ▶ 1 3/4" Umbrella hole



pp. 31-33 pp. 65-66, 73, 82

Model:	Description:	Weight:
T46SQP-ADA	46" x 58" ADA Portable Table, 3 seats	275 lbs.
T46SQSM-ADA	46" x 58" ADA Surface Mount Table, 3 seats	280 lbs.
T46SQIG-ADA	46" x 58" ADA In-Ground Table, 3 seats	285 lbs.

46" Round Perforated ADA Table



T46ROP-ADA-PERF

This round, perforated table has three attached bench seats with one side left open. The legs have a clearance of 30 inches wide by 19 inches deep for ADA compliance. These seats have a complementary 3/8 inch radial edge to enhance the pattern of 1/2 inch holes.

- ▶ 11 Gauge perforated metal seats and top
- ▶ Black powder coated galvanized steel 2" tubular under structure
- ▶ Thermoplastic finish
- ▶ 1 3/4" Umbrella hole

pp. 9-12, 20, 28-30, 32, 33 pp. 67-68 pp. 83-86

Model:	Description:	Weight:
T46ROP-ADA-PERF	46" Round Perf. Portable ADA Table - 3 seats	230 lbs.
T46ROSM-ADA-PERF	46" Round Perf. Surface ADA Table - 3 seats	235 lbs.
T46ROIG-ADA-PERF	46" Round Perf. In-Ground ADA Table - 3 seats	240 lbs.

46" Round Expanded Metal ADA Table

This ADA table can be mounted three ways. A leg protector kit for this portable table (and any of our tables with a nominal 2 inch tubular understructure) is available on page 34.

- ▶ 9 Gauge expanded metal seats and top
- ▶ Black powder coated galvanized steel 2" tubular under structure
- ▶ Thermoplastic finish
- ▶ 1 3/4" Umbrella hole



T46ROP-ADA

pp. 31-33 pp. 65-66, 73, 82

Model:	Description:	Weight:
T46ROP-ADA	46" Round Portable ADA Table - 3 seats	240 lbs.
T46ROSM-ADA	46" Round Surface Mount ADA Table - 3 seats	245 lbs.
T46ROIG-ADA	46" Round In-Ground ADA Table - 3 seats	250 lbs.

46" Octagonal Perforated Table

We make our 46 inch perforated table with a 7/8 inch chamfered corner for an octagonal style. The 11 gauge steel has a pattern of 1/2 inch holes offset a half inch on centers for a clean, modern look. Optional skateboard tabs (see p. 34) prevent damage to the seats.



T46OCTP-PERF

- ▶ 11 Gauge perforated metal seats and top
- ▶ Black powder coated galvanized steel 2" tubular under structure
- ▶ Thermoplastic finish
- ▶ 1 3/4" Umbrella hole

pp. 9-12, 20, 28-30, 32, 33 pp. 67-68 pp. 83-86

Model:	Description:	Weight:
T46OCTP-PERF	46" Octagonal Perforated Portable Table	280 lbs.
T46OCTSM-PERF	46" Octagonal Perforated Surface Mount Table	285 lbs.
T46OCTIG-PERF	46" Octagonal Perforated In-Ground Table	290 lbs.

46" Octagonal Expanded Metal Table



T46OCTP

Our expanded 46 inch table is available with a chamfered 7/8 inch corner option for an octagonal look. The 2 inch tubular steel understructure is protected with black polyester powder coat. The legs can be further safeguarded with the optional leg protectors found on page 34.

- ▶ 9 Gauge expanded metal seats and top
- ▶ Black powder coated galvanized steel 2" tubular under structure
- ▶ Thermoplastic finish
- ▶ 1 3/4" Umbrella hole

pp. 31-33 pp. 65-66, 73, 82

Model:	Description:	Weight:
T46OCTP	46" Octagonal Portable Table	235 lbs.
T46OCTSM	46" Octagonal Surface Mount Table	240 lbs.
T46OCTIG	46" Octagonal In-Ground Table	245 lbs.

46" x 58" Octagonal ADA Perforated Table



Wenowmakethe perforatedoctagonal table in an ADA compliantversion. Theopenendwith- out a seat has an extendedtabletop thatmeetsfederal ADArequirements.

T460CTP-ADA-PERF


pp. 9-12, 20, 28-30, 32, 33 pp. 67-68 pp. 83-86

Model:	Description:	Weight:
T460CTP-ADA-PERF	46" Octagonal Perf. ADA Portable Table	240 lbs.
T460CTSM-ADA-PERF	46" Octagonal Perf. ADA Surface Mount Table	245 lbs.
T460CTIG-ADA-PERF	46" Octagonal Perf. ADA In-Ground Table	250 lbs.

- ▶ 46" x 58" Tabletop that extends to meet ADA standards on side without seat
- ▶ 11 Gauge perforated metal seats and top
- ▶ Black powder coated galvanized steel 2" tubular under structure
- ▶ Thermoplastic finish
- ▶ 1 3/4" Umbrella hole

46" Octagonal ADA Expanded Metal Table

Our expanded octagonal table is also available in an ADA-compliant version. The 2j tubular steel under structure is protected with black polyester powder coat. The tabletop has a center hole and support for an optional umbrella. (see p. 89)



T460CTP-ADA

pp. 31-33 pp. 65-66, 73, 82

Model:	Description:	Weight:
T460CTP-ADA	46" Octagonal ADA Portable Table	220 lbs.
T460CTSM-ADA	46" Octagonal ADA Surface Mount Table	225 lbs.
T460CTIG-ADA	46" Octagonal ADA In-Ground Table	230 lbs.

- ▶ 46" x 58" Tabletop that extends to meet ADA standards on side without seat
- ▶ 9 Gauge expanded metal seats and top
- ▶ Black powder coated galvanized steel 2" tubular under structure
- ▶ Thermoplastic finish
- ▶ 1 3/4" Umbrella hole

46" Round Table with Chairs



R466SSM

Here`s a 46j round expanded metal table with six attached chairs, available in your choice of 16 thermoplastic colors and mounting options.

pp. 31-33 pp. 65-66, 73, 82

Model:	Description:	Weight:
R466SP	46" Round Portable Table, 6 chairs	300 lbs.
R466SSM	46" Round Surface Mount Table, 6 chairs	305 lbs.
R466SIG	46" Round In-Ground Table, 6 chairs	310 lbs.

- ▶ 9 Gauge expanded metal seats and top
- ▶ Black powder coated galvanized steel 2" tubular under structure
- ▶ Thermoplastic finish
- ▶ 1 3/4" Umbrella hole

36" Round Table with Chairs

A perfect addition to cafés and streetscapes, this 36j table has four attached chairs and is ready to add some color to any space. This model is also available with a three seat option. Options allow for permanent mounting on pavement or lawn and there are optional umbrellas (see p. 89) also available.



R36WCIG

pp. 31-33 pp. 65-66, 73, 82

Model:	Description:	Weight:
R36WCP	36" Round Portable, 4 chairs	235 lbs.
R36WCSM	36" Round Surface Mount, 4 chairs	240 lbs.
R36WCIG	36" Round In-Ground, 4 chairs	245 lbs.
R36WP3	36" Round Portable Table, 3 chairs	215 lbs.

- ▶ 9 Gauge expanded metal seats and top
- ▶ Black powder coated galvanized steel 2" tubular under structure
- ▶ Thermoplastic finish
- ▶ 1 3/4" Umbrella hole

Oval Perforated Metal Picnic Table



The perforated oval picnic table has a pattern of holes. It also includes an umbrella hole and support, like our round and square tables.

- ▶ 11 Gauge perforated metal seats and top
- ▶ Black powder coated galvanized steel 2 3/8" tubular legs
- ▶ Thermoplastic finish
- ▶ 1 3/4" Umbrella hole

 pp. 9-12, 20, 28-30, 32, 33  pp. 67-68  pp. 83-86

Model:	Description:	Weight:
OPT72P-PERF	6' Oval Perforated Portable Picnic Table	230 lbs.
OPT72SM-PERF	6' Oval Perforated Surface Mount Picnic Table	235 lbs.
OPT72IG-PERF	6' Oval Perforated In-Ground Picnic Table	240 lbs.

Oval Expanded Metal Picnic Table



The expanded oval picnic table has an umbrella hole. Anti-skateboard tabs available (see p. 34).

- ▶ 9 Gauge expanded metal seats and top
- ▶ Black powder coated galvanized steel 2 3/8" tubular legs
- ▶ Thermoplastic finish
- ▶ 1 3/4" Umbrella hole

 pp. 31-33  pp. 65-66, 73, 82

Model:	Description:	Weight:
OPT72P	6' Oval Portable Picnic Table	185 lbs.
OPT72SM	6' Oval Surface Mount Picnic Table	190 lbs.
OPT72IG	6' Oval In-Ground Picnic Table	195 lbs.



Standard Expanded Metal Picnic Tables



 pp. 31-33  pp. 65-66, 73, 82

Our standard picnic tables have plenty of room to seat large parties. Our expanded version is ready for placement in parks, rest areas, and break areas. Our weatherproof thermoplastic coating provides years of attractive usage. Our largest twelve foot version sits up to twelve adults and has a third, middle leg, as seen in the photo above. Eight foot lengths are available in an ADA version.

- ▶ 9 Gauge expanded metal seats and top
- ▶ Black powder coated galvanized steel 2 3/8" tubular legs
- ▶ Thermoplastic finish
- ▶ Available in sizes from 4 to 12 feet



Model:	Description:	Weight:
T4XPP	4' Portable Picnic Table	160 lbs.
T4XPSM	4' Surface Mount Picnic Table	165 lbs.
T4XPIG	4' In-Ground Picnic Table	170 lbs.
T6XPP	6' Portable Picnic Table	210 lbs.
T6XPSM	6' Surface Mount Picnic Table	215 lbs.
T6XPIG	6' In-Ground Picnic Table	220 lbs.
T8XPP	8' Portable Picnic Table	280 lbs.
T8XPSM	8' Surface Mount Picnic Table	285 lbs.
T8XPIG	8' In-Ground Picnic Table	290 lbs.
T8XPP-ADA	8' Portable ADA Picnic Table 	270 lbs.
T8XPSM-ADA	8' Surface Mount ADA Picnic Table 	275 lbs.
T10XPP	10' Portable Picnic Table	300 lbs.
T10XPSM	10' Surface Mount Picnic Table	305 lbs.
T10XPIG	10' In-Ground Picnic Table	310 lbs.
T12XPP	12' Portable Picnic Table	440 lbs.
T12XPSM	12' Surface Mount Picnic Table	445 lbs.
T12XPIG	12' In-Ground Picnic Table	450 lbs.

Standard Perforated Picnic Tables



If you have a need of an attractive, colorful picnic table we have quite a selection. Our perforated design has jinch holes staggered a half inch on centers. Our picnic tables are available in three mounting options: portable, in-ground (soil), and surface mount (concrete). Eight foot lengths are available in an ADA version that has six foot seats and an extended eight foot table top for wheel chair clearance on either end.

- ▶ 11 Gauge perforated metal seats and top
- ▶ Black powder coated galvanized steel 2 3/8" tubular legs
- ▶ Thermoplastic finish
- ▶ Available in sizes from 4 to 12 feet in length

Model:	Description:	Weight:
T4XPP-PERF	4' Portable Perf. Picnic Table	190 lbs.
T4XPSM-PERF	4' Surface Mount Perf. Picnic Table	195 lbs.
T4XPIG-PERF	4' In-Ground Perf. Picnic Table	200 lbs.
T6XPP-PERF	6' Portable Perf. Picnic Table	280 lbs.
T6XPSM-PERF	6' Surface Mount Perf. Picnic Table	285 lbs.
T6XPIG-PERF	6' In-Ground Perf. Picnic Table	290 lbs.
T8XPP-PERF	8' Portable Perf. Picnic Table	370 lbs.
T8XPSM-PERF	8' Surface Mount Perf. Picnic Table	375 lbs.
T8XPIG-PERF	8' In-Ground Perf. Picnic Table	380 lbs.
T8XPP-ADA-PERF	8' Portable ADA Perf. Picnic Table 	360 lbs.
T8XPSM-ADA-PERF	8' Surface Mount ADA Perf. Picnic Table 	360 lbs.
T10XPP-PERF	10' Portable Perf. Picnic Table	450 lbs.
T10XPSM-PERF	10' Surface Mount Perf. Picnic Table	455 lbs.
T10XPIG-PERF	10' In-Ground Perf. Picnic Table	460 lbs.
T12XPP-PERF	12' Portable Perf. Picnic Table	510 lbs.
T12XPSM-PERF	12' Surface Mount Perf. Picnic Table	515 lbs.
T12XPIG-PERF	12' In-Ground Perf. Picnic Table	520 lbs.

Steel Plank Perforated Metal Picnic Table



South West Market Products introduce our new design for a picnic table that will last indefinitely. The table seats and planks are made of perforated, hot-dipped, galvanized steel; protected with the same polyester powder coat used to seal its understructure. It has the look of a traditional table but is completely resistant to rot and insect damage.

 pp. 9-12, 20, 28-30, 32, 33  pp. 67-68  pp. 83-86

- ▶ Moisture and insect proof - no wood is used in the table
- ▶ No paint to fade, flake or replace
- ▶ 11 Gauge perforated metal seats and top
- ▶ Black powder coated galvanized steel 2 3/8" tubular legs
- ▶ Polyester powder coat finish - your choice of six colors for the seats and planks

Model:	Description:	Weight:
T6SPLP-PERF	6' Perf. Steel Plank Portable Picnic Table	230 lbs.
T6SPLSM-PERF	6' Perf. Steel Plank Surface Mount Picnic Table	235 lbs.
T6SPLIG-PERF	6' Perf. Steel Plank In-Ground Picnic Table	240 lbs.
T8SPLP-PERF	8' Perf. Steel Plank Portable Picnic Table	260 lbs.
T8SPLSM-PERF	8' Perf. Steel Plank Surface Mount Picnic Table	265 lbs.
T8SPLIG-PERF	8' Perf. Steel Plank In-Ground Picnic Table	270 lbs.
T10SPLP-PERF	10' Perf. Steel Plank Portable Picnic Table	290 lbs.
T10SPLSM-PERF	10' Perf. Steel Plank Surface Mount Picnic Table	295 lbs.
T10SPLIG-PERF	10' Perf. Steel Plank In-Ground Picnic Table	300 lbs.







Steel Plank Y-Base Perforated Metal ADA Picnic Table




The 8ft. steel plank ADA table's leg structure has been given our innovative Y-Base leg design that makes it ADA compliant while maintaining full seating down both sides of the table.

 pp. 9-12, 20, 28-30, 32, 33  pp. 67-68  pp. 83-86

- ▶ Y-Base leg design allows full seating at table length while maintaining ADA compliance
- ▶ Moisture and insect proof - no wood is used in the table
- ▶ No paint to fade, flake or replace
- ▶ 11 Gauge perforated metal seats and top
- ▶ Black powder coated galvanized steel 2 3/8" tubular legs
- ▶ Polyester powder coat finish - your choice of six colors for the seats and planks

Model:	Description:	Weight:
YT8SPP-ADA-PERF	8' Y-Base Perf. Steel Plank Portable ADA Picnic Table 	260 lbs.
YT8SPSM-ADA-PERF	8' Y-Base Perf. Steel Plank Surface Mt. ADA Picnic Table 	265 lbs.
YT8SPIG-ADA-PERF	8' Y-Base Perf. Steel Plank In-Ground ADA Picnic Table 	270 lbs.
YT10SPP-ADA-PERF	10' Y-Base Perf. Steel Plank Portable ADA Picnic Table 	290 lbs.
YT10SPSM-ADA-PERF	10' Y-Base Perf. Steel Plank Surface Mt. ADA Picnic Table 	295 lbs.
YT10SPIG-ADA-PERF	10' Y-Base Perf. Steel Plank In-Ground ADA Picnic Table 	300 lbs.




Y-Base Perforated Metal ADA Picnic Tables



Our new Y-Base eight foot ADA picnic table design allows for eight feet of seating on either side of an eight foot ADA table. The legs allow for full ADA clearance on either end of the table for wheelchairs, yet support seating for eight adults on either seat if there is no one seated at the ends. This design allows full usage of the table at all times.

- ▶ Y-Base leg design allows full seating at table length while maintaining ADA compliance
- ▶ 11 Gauge perforated metal seats and top
- ▶ Black powder coated galvanized steel 2 3/8" tubular legs
- ▶ Thermoplastic finish

 pp. 9-12, 20, 28-30, 32, 33  pp. 67-68  pp. 83-86

Model:	Description:	Weight:
YT8XPP-ADA-PERF	8' Y-Base ADA Perf. Portable Picnic Table 	380 lbs.
YT8XPSM-ADA-PERF	8' Y-Base ADA Perf. Surf. Mount Picnic Table 	385 lbs.
YT8XPIG-ADA-PERF	8' Y-Base ADA Perf. In-Ground Picnic Table 	390 lbs.




Y-Base Expanded Metal ADA Picnic Tables



We also offer our Y-Base ADA picnic table in an expanded metal version.

- ▶ Y-Base leg design allows full seating at table length while maintaining ADA compliance
- ▶ 9 Gauge expanded metal seats and top
- ▶ Black powder coated galvanized steel 2 3/8" tubular leg
- ▶ Thermoplastic finish

 pp. 31-33  pp. 65-66, 73, 82

Model:	Description:	Weight:
YT8XPP-ADA	8' Y-Base ADA Portable Picnic Table 	280 lbs.
YT8XPSM-ADA	8' Y-Base ADA Surf. Mount Picnic Table 	285 lbs.
YT8XPIG-ADA	8' Y-Base ADA In-Ground Picnic Table 	290 lbs.


46" Single Post Perforated Square Table



This single post table has its seats attached on arms and requires mounting in concrete to secure it in the ground. An ADA version is also available.

- ▶ 11 Gauge perforated metal seats and top
- ▶ Black powder coated galvanized steel under structure
- ▶ Thermoplastic finish
- ▶ 1 3/4" Umbrella hole

 pp. 9-12, 20, 28-30, 32, 33  pp. 67-68  pp. 83-86

Model:	Description:	Weight:
SQ46P-PERF	46" Square Single Post Perf. Table	275 lbs.
SQ46P-ADA-PERF	46" Square Single Post Perf. ADA Table, 3 seats 	235 lbs.


46" Single Post Expanded Metal Square Table



Our single post design has seats that are fixed to a main post. The table mounts in concrete for a secure placement.

- ▶ 9 Gauge expanded metal seats and top
- ▶ Black powder coated galvanized steel under structure
- ▶ Thermoplastic finish
- ▶ 1 3/4" Umbrella hole

 pp. 31-33  pp. 65-66, 73, 82


Model:	Description:	Weight:
SQ46P	46" Square Single Post Table	265 lbs.
SQ46P-ADA	46" Square Single Post ADA Table, 3 seats 	225 lbs.

46" Single Post Perforated Round Table



Our single post round perforated design has seats that are fixed to a single main post. The table top and seats are 11 gauge metal with a pattern of j holes.

- ▶ 11 Gauge perforated metal seats and top
- ▶ Black powder coated galvanized steel under structure
- ▶ Thermoplastic finish
- ▶ 1 3/4" Umbrella hole



	pp. 9-12, 20, 28-30, 32, 33	pp. 67-68	pp. 83-86
Model:	Description:	Weight:	
R046P-PERF	46" Round Single Post Perf. Table	270 lbs.	
R046P-ADA-PERF	46" Round Single Post Perf. ADA Table, 3 seats 	230 lbs.	


46" Single Post Expanded Metal Round Table



Our round single post table is also available in an expanded metal design. An ADA version is also available.

- ▶ 9 Gauge expanded metal seats and top
- ▶ Black powder coated galvanized steel under structure
- ▶ Thermoplastic finish
- ▶ 1 3/4" Umbrella hole


pp. 31-33

pp. 65-66, 73, 82


Model:	Description:	Weight:
R046P	46" Round Single Post Table	260 lbs.
R046P-ADA	46" Round Single Post ADA Table, 3 seats 	220 lbs.

Permanent Mount Perforated Picnic Table



We also feature the permanent mount picnic table in a stylish perforated version.

- ▶ 11 Gauge perforated metal seats and top
- ▶ Black powder coated galvanized steel under structure
- ▶ Thermoplastic finish
- ▶ Table set on 4" square posts and seats set on 3" square posts



	pp. 9-12, 20, 28-30, 32, 33	pp. 67-68	pp. 83-86
Model:	Description:	Weight:	
T4XPM-PERF	4' Permanent Mount Perf. Picnic Table	200 lbs.	
T6XPM-PERF	6' Permanent Mount Perf. Picnic Table	290 lbs.	
T8XPM-PERF	8' Permanent Mount Perf. Picnic Table	380 lbs.	
T8XPM-ADA-PERF	8' Permanent Mount Perf. ADA Picnic Table 	370 lbs.	


Permanent Mount Expanded Metal Picnic Table



This table mounts permanently in the ground on square posts. An ADA version is also available.

- ▶ 9 Gauge expanded metal seats and top
- ▶ Black powder coated galvanized steel under structure
- ▶ Thermoplastic finish
- ▶ Table set on 4" square posts and seats set on 3" square posts


pp. 31-33

pp. 65-66, 73, 82

Model:	Description:	Weight:
T4XPM	4' Permanent Mount Picnic Table	170 lbs.
T6XPM	6' Permanent Mount Picnic Table	220 lbs.
T8XPM	8' Permanent Mount Picnic Table	290 lbs.
T8XPM-ADA	8' Permanent Mount ADA Picnic Table 	280 lbs.

Single Post Perforated Picnic Table



Single post style suspends the entire perforated picnic table and seats on a single 4" square post.

- ▶ 11 Gauge perforated metal seats and top
- ▶ Black powder coated galvanized steel under structure
- ▶ Thermoplastic finish
- ▶ 4" Square pedestal mount leaves area under seats free

Model:	Description:	Weight:
T14-PERF	4' Single Post Perforated Picnic Table	268 lbs.
T16-PERF	6' Single Post Perforated Picnic Table	365 lbs.

Single Post Expanded Metal Picnic Table



Single post style suspends the entire picnic table and seats on a single square post. It makes mowing a breeze.

- ▶ 9 Gauge expanded metal seats and top
- ▶ Black powder coated galvanized steel under structure
- ▶ Thermoplastic finish
- ▶ 4" Square pedestal mount leaves area under seats free

Model:	Description:	Weight:
T14P	4' Single Post Picnic Table	238 lbs.
T16P	6' Single Post Picnic Table	305 lbs.

Wooden Picnic Tables



We offer this classic wooden picnic table in 6 and 8 ft. lengths for when the classic pine plank picnic table look is required.

- ▶ Pine construction
- ▶ Galvanized steel 2 3/8" tubular legs


Model:	Description:	Weight:
T6WTP	6' Wooden Picnic Table	229 lbs.
T8WTP	8' Wooden Picnic Table	269 lbs.

Wooden ADA Picnic Tables



Our classic wooden picnic table is available in an 8 foot ADA compliant version with seating for six on bench seats plus room for two wheelchairs on each end.

- ▶ 6' Bench seats with 8' table top for ADA wheelchair clearance at either end
- ▶ Pine construction
- ▶ Galvanized steel 2 3/8" tubular legs

Model:	Description:	Weight:
T8WTP-ADA	8' Wooden ADA Picnic Table 	259 lbs.

Expanded Metal Children's Picnic Tables



T8XPP-CHILD


Children's picnic tables in six and eight foot lengths are scaled down for youngsters. The table is 24 1/2" tall and the seat height is 11 7/8" tall. Each expanded metal part is coated in a different color of protective thermoplastic.

- ▶ Seats are 11 7/8" tall - the table is 24 1/2" tall
- ▶ 9 Gauge expanded metal seats and tops
- ▶ 2 3/8" Black powder coated galvanized steel tubular legs
- ▶ Multicolored thermoplastic finish

pp. 31-33 pp. 65-66, 73, 82

Model:	Description:	Weight:
T6XPP-CHILD	6' Picnic Portable, child's size	205 lbs.
T6XPSM-CHILD	6' Picnic Surface Mount, child's size	210 lbs.
T6XPIG-CHILD	6' Picnic In-Ground, child's size	215 lbs.
T8XPP-CHILD	8' Picnic Portable, child's size	275 lbs.
T8XPSM-CHILD	8' Picnic Surface Mount, child's size	280 lbs.
T8XPIG-CHILD	8' Picnic In-Ground, child's size	285 lbs.
T8XPP-ADA-CHILD	8' Picnic Portable, 6' seats - child's size	265 lbs.

Perforated Children's Picnic Tables



T8XPP-CHILD-PERF

This children's picnic table seats a large group of children. The table height is 24 1/2" tall and the seat height is 11 7/8" tall. Multiple colors of thermoplastic give the table protection as well as a festive feel.

- ▶ Seats are 11 7/8" tall - the table is 24 1/2" tall
- ▶ 11 Gauge perforated metal seats and tops
- ▶ 2 3/8" Black powder coated galvanized steel tubular legs
- ▶ Multicolored thermoplastic finish

pp. 9-12, 20, 28-30, 32, 33 pp. 67-68 pp. 83-86

Model:	Description:	Weight:
T6XPP-CHILD-PERF	6' Perf. Picnic Portable, child's size	275 lbs.
T6XPSM-CHILD-PERF	6' Perf. Picnic Surface Mount, child's size	280 lbs.
T6XPIG-CHILD-PERF	6' Perf. Picnic In-Ground, child's size	285 lbs.
T8XPP-CHILD-PERF	8' Perf. Picnic Portable, child's size	365 lbs.
T8XPSM-CHILD-PERF	8' Perf. Picnic Surface Mount, child's size	370 lbs.
T8XPIG-CHILD-PERF	8' Perf. Picnic In-Ground, child's size	375 lbs.
T8XPP-ADA-CHILD-PERF	8' Perf. Picnic Portable, 6' seats - child's size	355 lbs.

46" Square Expanded Metal Children's Tables



T46SQ-CHILD

We make a scaled down version of our 46" square expanded metal table for the young set. The table top is 24 1/2" tall and the seat height is 11 7/8" tall. These seats and tops are multi-colored in colorful thermoplastic.

- ▶ Seats are 11 7/8" tall - the table is 24 1/2" tall
- ▶ 9 Gauge expanded metal seats and tops
- ▶ 2" Black powder coated galvanized steel tubular legs
- ▶ Multicolored thermoplastic finish
- ▶ 1 3/4" Umbrella hole

pp. 31-33 pp. 65-66, 73, 82

Model:	Description:	Weight:
T46SQ-CHILD	46" Square Portable, child's size	260 lbs.
T46SQSM-CHILD	46" Square Surface Mount, child's size	265 lbs.
T46SQIG-CHILD	46" Square In-Ground, child's size	275 lbs.
T46SQ-ADA-CHILD	46" Square Table, 3 seats - child's size	225 lbs.

46" Square Perforated Children's Tables



T46SQ-CHILD-PERF

We also make a perforated version of our 46" square table for children. The table top is 24 1/2" tall and the seat height is 11 7/8" tall. These seats and tops are multi-colored in cheerful thermoplastic.

- ▶ Seats are 11 7/8" tall - the table is 24 1/2" tall
- ▶ 11 Gauge perforated metal seats and tops
- ▶ 2" Black powder coated galvanized steel tubular legs
- ▶ Multicolored thermoplastic finish
- ▶ 1 3/4" Umbrella hole

pp. 9-12, 20, 28-30, 32, 33 pp. 67-68 pp. 83-86

Model:	Description:	Weight:
T46SQ-CHILD-PERF	46" Square Perf. Portable, child's size	305 lbs.
T46SQSM-CHILD-PERF	46" Square Perf. Surface Mount, child's size	310 lbs.
T46SQIG-CHILD-PERF	46" Square Perf. In-Ground, child's size	315 lbs.
T46SQ-ADA-CHILD-PERF	46" x 58" Perf. ADA Table, 3 seats - child's size	235 lbs.

46" Round Expanded Metal Children's Tables



T46ROP-CHILD

This round children's sized table seats up to eight youngsters. The table top is 24" tall and the seat height is 11 7/8" tall. The ADA version of this table has just three attached seats.

- ▶ Seats are 11 7/8" tall - the table is 24 1/2" tall
- ▶ 9 Gauge expanded metal seats and tops
- ▶ 2" Black powder coated galvanized steel tubular legs
- ▶ Multicolored thermoplastic finish
- ▶ 1 3/4" Umbrella hole

pp. 31-33 pp. 65-66, 73, 82

Model:	Description:	Weight:
T46ROP-CHILD	46" Round Portable, child's size	250 lbs.
T46ROSM-CHILD	46" Round Surface Mount, child's size	255 lbs.
T46ROIG-CHILD	46" Round In-Ground, child's size	260 lbs.
T46ROP-ADA-CHILD	46" Round Table, 3 seats - child's size	215 lbs.

46" Round Perforated Children's Tables



T46ROP-CHILD-PERF

This round, perforated 46" round table is sized especially for children. The table height is 24" tall and the seat height is 11 7/8" tall. Multiple thermoplastic colors give the table a festive look.

- ▶ Seats are 11 7/8" tall - the table is 24 1/2" tall
- ▶ 11 Gauge perforated metal seats and tops
- ▶ 2" Black powder coated galvanized steel tubular legs
- ▶ Multicolored thermoplastic finish
- ▶ 1 3/4" Umbrella hole

pp. 9-12, 20, 28-30, 32, 33 pp. 67-68 pp. 83-86

Model:	Description:	Weight:
T46ROP-CHILD-PERF	46" Round Perf. Portable, child's size	295 lbs.
T46ROSM-CHILD-PERF	46" Round Perf. Surface Mount, child's size	300 lbs.
T46ROIG-CHILD-PERF	46" Round Perf. In-Ground, child's size	305 lbs.
T46ROP-ADA-CHILD-PERF	46" Round Perf. Table, 3 seats - child's size	225 lbs.

24" Square Perforated Pedestal Table

We've expanded our line of pedestal tables to include square top models. The 24" versions are perfect for seating one or two people. Two heights are available: 30" high for our C-1 chairs and 40" high for our C-2 bar height chairs.

- ▶ Perforated metal top – 24" x 24"
- ▶ 11 Gauge steel construction
- ▶ Thermoplastic finish
- ▶ Cast-iron pedestal base – 30" or 40" high
- ▶ 1 3/4" Umbrella hole

pp. 9-12, 20, 28-30, 32, 33 pp. 67-68 pp. 83-86

Model:	Description:	Weight:
SQ24TAB30	24" Square Perforated Pedestal Table - 30" (H)	85 lbs.
SQ24TAB40	24" Square Perforated Pedestal Table - 40" (H)	95 lbs.



SQ24TAB40

24" Square Expanded Pedestal Table

The 24" square expanded pedestal is the second in our new line in this size option. Available in a table height (30") or bar height (40") model that matches our C-1 chairs and C-2 bar height chairs. Available in 16 different colors.

- ▶ Expanded metal top – 24" x 24"
- ▶ 9 Gauge steel construction
- ▶ Thermoplastic finish
- ▶ Cast-iron pedestal base – 30" or 40" high
- ▶ 1 3/4" Umbrella hole

pp. 31-33 pp. 65-66, 73, 82

Model:	Description:	Weight:
SQ24TABX30	24" Square Expanded Pedestal Table - 30" (H)	70 lbs.
SQ24TABX40	24" Square Expanded Pedestal Table - 40" (H)	80 lbs.



SQ24TABX30

24" Perforated Pedestal Table



Our 24j perforated pedestal tables are available in a table height (30j) or a bar height (40j) model that matches our available C-1 chairs and C-2 bar height chairs (see pp. 83-86).

- ▶ Perforated metal top - 24" in diameter
- ▶ 11 Gauge steel construction
- ▶ Thermoplastic finish
- ▶ Cast-iron pedestal base - 30" or 40" high
- ▶ 1 3/4" Umbrella hole

 pp. 9-12, 20, 28-30, 32, 33  pp. 67-68  pp. 83-86

Model:	Description:	Weight:
24TAB30	24" Perforated Pedestal Table - 30" (H)	65 lbs.
24TAB40	24" Perforated Pedestal Table - 40" (H)	75 lbs.

24" Expanded Pedestal Table



Our 24j diameter tables just right for seating one or two people. Two heights are available: 30j high for our C-1 chairs and 40j high for our C-2 bar height chairs (see pp. 83-86).

- ▶ Expanded metal top - 24" in diameter
- ▶ 9 Gauge expanded steel construction
- ▶ Thermoplastic finish
- ▶ Cast-iron pedestal base - 30" or 40" high
- ▶ 1 3/4" Umbrella hole

 pp. 31-33  pp. 65-66, 73, 82

Model:	Description:	Weight:
24TABX30	24" Expanded Pedestal Table - 30" (H)	60 lbs.
24TABX40	24" Expanded Pedestal Table - 40" (H)	70 lbs.

36" Square Perforated Pedestal Table



Also new this year is our line of square top tables in the 36j models. This table is available in all 16 colors of weatherproof thermoplastic. Two heights are available: 30j high for our C-1 chairs and 40" high for our C-2 bar height chairs.

- ▶ Perforated metal top - 36" x 36"
- ▶ 11 Gauge steel construction
- ▶ Thermoplastic finish
- ▶ Cast-iron pedestal base - 30" or 40" high
- ▶ 1 3/4" Umbrella hole

 pp. 9-12, 20, 28-30, 32, 33  pp. 67-68  pp. 83-86

Model:	Description:	Weight:
SQ36TAB30	36" Square Perforated Pedestal Table - 30" (H)	100 lbs.
SQ36TAB40	36" Square Perforated Pedestal Table - 40" (H)	105 lbs.

36" Square Expanded Pedestal Table



The 36j square pedestal is also available in the expanded metal style. This size is the perfect addition for patios, pavilions, and other outdoor venues. As with all of our pedestal tables, it comes in heights of 30j and 40j and our C-1 and C-2 chairs match these to perfection.

- ▶ Expanded metal top - 36" x 36"
- ▶ 9 Gauge steel construction
- ▶ Thermoplastic finish
- ▶ Cast-iron pedestal base - 30" or 40" high
- ▶ 1 3/4" Umbrella hole

 pp. 31-33  pp. 65-66, 73, 82

Model:	Description:	Weight:
SQ36TABX30	36" Square Expanded Pedestal Table - 30" (H)	80 lbs.
SQ36TABX40	36" Square Expanded Pedestal Table - 40" (H)	90 lbs.

36" Perforated Pedestal Table



This is the pedestal table that started it all, still available in two heights. It was so popular we now make it in 24 sizes and expanded metal. Two heights are available: 30" high for our C-1 chairs and 40" high for our C-2 bar height chairs (see pp. 83-86).

- ▶ Perforated metal top - 36" in diameter
- ▶ 11 Gauge steel construction
- ▶ Thermoplastic finish
- ▶ Cast-iron pedestal base - 30" or 40" high
- ▶ 1 3/4" Umbrella hole

 pp. 9-12, 20, 28-30, 32, 33  pp. 67-68  pp. 83-86

Model:	Description:	Weight:
36TAB30	36" Perforated Pedestal Table - 30" (H)	90 lbs.
36TAB40	36" Perforated Pedestal Table - 40" (H)	100 lbs.

36" Expanded Pedestal Table

These pedestal tables are ideal for patio and pavilion usage and are weatherproof with 16 colors of thermoplastic to match your decor. Two heights are available: 30" high for our C-1 chairs and 40" high for our C-2 bar height chairs (see pp. 83-86).

- ▶ Expanded metal top - 36" in diameter
- ▶ 9 Gauge expanded steel construction
- ▶ Thermoplastic finish
- ▶ Cast-iron pedestal base - 30" or 40" high
- ▶ 1 3/4" Umbrella hole

 pp. 31-33  pp. 65-66, 73, 82

Model:	Description:	Weight:
36TABX30	36" Expanded Pedestal Table - 30" (H)	70 lbs.
36TABX40	36" Expanded Pedestal Table - 40" (H)	80 lbs.



Perforated Semi-Oval Café Table



This table is a unique half-oval shape that seats up to five along its perimeter in our matching perforated C1-PERF chairs (see pp. 84-85). Ideal for restaurant patio usage.

- ▶ 48" Wide - 62" Long - 29 1/2" Tall
- ▶ Perforated metal top
- ▶ 11 Gauge steel construction
- ▶ Black powder coated galvanized steel 2 3/8" tubular legs
- ▶ Thermoplastic finish

 pp. 9-12, 20, 28-30, 32, 33  pp. 67-68  pp. 83-86

Model:	Description:	Weight:
PS0	Perforated Semi-Oval Table	110 lbs.

Perforated Semi-Circular Café Pedestal Table



This table is a semi-circular shape perfect for wall placement in stadiums, restaurant patios, and cafés. Its small footprint can seat three or four people in a limited space.

- ▶ 44" Wide - 22" deep - 30"/40" tall
- ▶ Perforated metal top
- ▶ 11 Gauge steel construction
- ▶ Black powder coated galvanized steel 3" tubular leg with 8" diameter mounting plate
- ▶ Thermoplastic finish

 pp. 9-12, 20, 28-30, 32, 33  pp. 67-68  pp. 83-86

Model:	Description:	Weight:
STAB30-PERF	Perf. Semi-Circle Pedestal Table, 30" (H)	70 lbs.
STAB40-PERF	Perf. Semi-Circle Pedestal Table, 40" (H)	80 lbs.

Personalized 36" Perforated Pedestal Table



These custom branded pedestal tables are ideal for restaurant patios and streetscapes with 16 colors of thermoplastic to match any decor. Two heights are available: 30" high for our C-1 chairs and 40" high for our C-2 bar height chairs (see pp. 83-86).

- ▶ Customized logo or words manufactured into the table top
- ▶ Perforated metal top - 36" in diameter
- ▶ 11 Gauge steel construction
- ▶ Thermoplastic finish
- ▶ Cast-iron pedestal base - 30" or 40" high
- ▶ Optional 1 3/4" Umbrella hole

pp. 9-12, 20, 28-30, 32, 33 pp. 67-68 pp. 83-86

Model:	Description:	Weight:
P36TAB30	36" Personalized Perf. Pedestal Table - 30" (H)	100 lbs.
P36TAB40	36" Personalized Perf. Pedestal Table - 40" (H)	110 lbs.

72" Perforated Tri-Pedestal Table



Here is our newest table that is ideal for placement in cafés and stadiums. The width is six feet and the depth moves from 24 to 36 inches at its deepest. The table seats four to five chairs and we make it either 30 and 40 inches high for seating with standard or bar height chairs.

- ▶ Perforated metal top - 72" wide, 36" deep
- ▶ 11 Gauge steel construction
- ▶ Thermoplastic finish
- ▶ Surface mounting holes on the pedestal flanges
- ▶ 30" or 40" high

pp. 9-12, 20, 28-30, 32, 33 pp. 67-68 pp. 83-86

Model:	Description:	Weight:
72STAB30	72" Perforated Tri-Pedestal Table - 30" (H)	210 lbs.
72STAB40	72" Perforated Tri-Pedestal Table - 40" (H)	225 lbs.

Radial Edge Perforated Picnic Table



South West Market Products radial edge picnic table sports seats and a table top that are rolled on a 2 1/2" radius, making them 4 1/2" deep with a smooth, high-tech style.

- ▶ 11 Gauge perforated metal seats and top
- ▶ 4" Rolled edge seats and top
- ▶ Black powder coated galvanized steel 2 3/8" tubular legs
- ▶ Thermoplastic finish



pp. 9-12, 20, 28-30, 32, 33 pp. 67-68 pp. 83-86

Model:	Description:	Weight:
TRE4XPP-PERF	4' Radial Edge Perf. Portable Picnic Table	210 lbs.
TRE4XPSM-PERF	4' Radial Edge Perf. Surface Mount Picnic Table	215 lbs.
TRE4XPIG-PERF	4' Radial Edge Perf. In-Ground Picnic Table	220 lbs.
TRE6XPP-PERF	6' Radial Edge Perf. Portable Picnic Table	255 lbs.
TRE6XPSM-PERF	6' Radial Edge Perf. Surface Mount Picnic Table	260 lbs.
TRE6XPIG-PERF	6' Radial Edge Perf. In-Ground Picnic Table	265 lbs.
TRE8XPP-PERF	8' Radial Edge Perf. Portable Picnic Table	310 lbs.
TRE8XPSM-PERF	8' Radial Edge Perf. Surface Mount Picnic Table	315 lbs.
TRE8XPIG-PERF	8' Radial Edge Perf. In-Ground Picnic Table	320 lbs.
TRE10XPP-PERF	10' Radial Edge Perf. Portable Picnic Table	375 lbs.
TRE10XPSM-PERF	10' Radial Edge Perf. Surface Mount Picnic Table	380 lbs.
TRE10XPIG-PERF	10' Radial Edge Perf. In-Ground Picnic Table	385 lbs.

46" Square Table with Bench Seats



We offer this 46" square expanded metal table with attached bench seats. These seats have backs attached and have 3" radial edge trim for a clean look that matches the trim on the table top. It's a perfect pair with our complimentary umbrellas (see p. 89). We also offer a version of this table that is 46" x 58" with three bench seats to meet federal ADA compliance.

- ▶ 9 Gauge expanded metal seats and top
- ▶ Black powder coated galvanized steel 2" tubular under structure
- ▶ Thermoplastic finish
- ▶ 1 3/4" Umbrella hole

pp. 31-33 pp. 65-66, 73, 82

Model:	Description:	Weight:
S46WCP	46" Square Portable, 4 bench seats	255 lbs.
S46WCSM	46" Square Surface Mount, 4 bench seats	260 lbs.
S46WCIG	46" Square In-Ground, 4 bench seats	265 lbs.
S46WCP-ADA	46" x 58" Portable ADA Table, 3 bench seats	245 lbs.

Plastic Slat Pedestal Table

Our plastic slat patio tables are a upscale solution for tables that need to be attractive and durable in an outdoors setting. 5 recycled plastic slats sit in a metal frame while the pedestal bases give the table a height of 30 or 40 inches.

- ▶ Powder coated 1 1/2 x 2 1/2 tubular steel frame
- ▶ Heavyweight steel base
- ▶ 3 1/2 Tubular legs
- ▶ 5 1/2 Plastic lumber slats
- ▶ A wide variety of available colors
- ▶ Regular or bar height



Model:	Description:	Weight:
PLT3230	32" Square Plastic Lumber Pedestal Table - 30" [H]	250 lbs.
PLT3240	32" Square Plastic Lumber Pedestal Table - 40" [H]	260 lbs.

pp. 87

Perforated Barstool



This durable stool is 30" high and features black, powder coated legs. The seat can be colored in any of our 16 colors of thermoplastic to match a wide variety of color schemes. These can be used indoors or out and their solid construction and weight means that they won't blow away.

- ▶ Black powder coated legs
- ▶ Thermoplastic finish on seat
- ▶ Other heights available

Model:	Description:	Weight:
BARSTOOL	30" Tall Perforated Stool	45 lbs.

pp. 10-13, 22, 29-31, 33-34

pp. 36, 38, 40-43, 45, 47-53, 55-64

pp. 68-69

32 Gallon Expanded Receptacle

32SML - see p. 81



Here's a receptacle to compliment your expanded metal tables and benches. Surface mounting tabs are built into the base for easy installation. Options available include plastic liner (see p. 76), various lids (see p. 81) and special mounts (see p. 76).

- ▶ 9 Gauge expanded metal
- ▶ Thermoplastic finish
- ▶ Pre-drilled mounting holes
- ▶ Lids/liners (as shown) sold separately

Model:	Description:	Weight:
32EXP	32 Gallon Expanded Metal Receptacle	70 lbs.

pp. 31-33

pp. 36, 38-45, 48-52, 54-60, 63

45 Gallon Expanded Receptacle

For when you need a larger receptacle, this 45 gallon expanded model holds a lot for an economical price. It's still protected with our 16 colors of thermoplastic for durability and a great look. This receptacle can be fitted with the optional 55DDL lid (see p. 81).

- ▶ 9 Gauge steel
- ▶ Thermoplastic finish
- ▶ Drain holes in receptacle bottom



Model:	Description:	Weight:
45MX	45 Gallon Expanded Metal Receptacle	50 lbs.

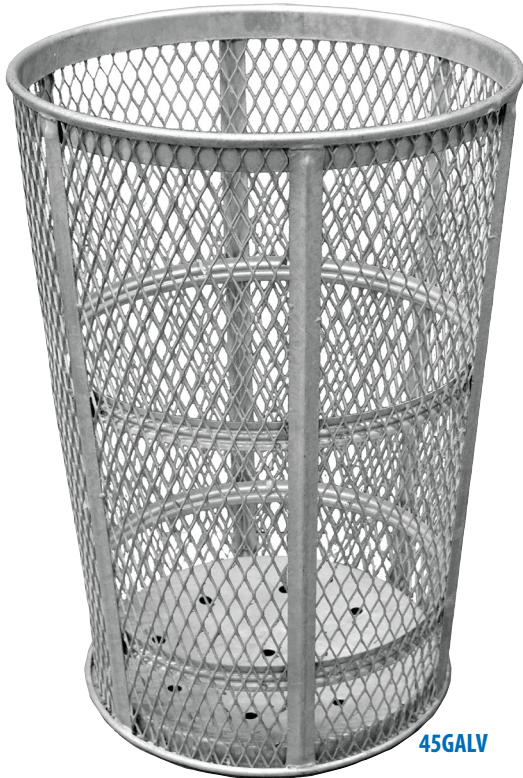
pp. 31-33

pp. 36, 38-45, 48-52, 54-60, 63

45 Gallon Galvanized Expanded Receptacle

Our 45 gallon receptacle is also available in a galvanized version with no plastic coating to match galvanized furniture you may already own. This receptacle can be fitted with the optional 55DDL lid (see p. 81).

- ▶ 9 Gauge steel
- ▶ Galvanized finish
- ▶ Drain holes in receptacle bottom



45GALV

pp. 31-33 pp. 36, 38-45, 48-52, 54-60, 63

Model:	Description:	Weight:
45GALV	45 Gallon Galvanized Expanded Metal Receptacle	50 lbs.

55 Gallon Galvanized Expanded Receptacle



55GALV

This is the receptacle to choose for maximum fill capacity with a 55 gal. volume. Circular rib construction makes for a strong container and the galvanized finish is just right for beaches, parks, and city streets.

- ▶ Our largest expanded metal receptacle
- ▶ Galvanized finish
- ▶ Pre-drilled mounting holes
- ▶ Optional 55DDL dome lid (see p. 81)

pp. 31-33 pp. 36, 38-45, 48-52, 54-60, 63

Model:	Description:	Weight:
55GALV	55 Gallon Galvanized Expanded Receptacle	58 lbs.

32 Gallon Sublimated Perforated Receptacle

32SMLX - see p. 81



SPRF32PERF

© 2016 Jimmy John's

pp. 9-12, 20, 28-30, 32, 33 pp. 35-37, 39-42, 44, 46-52, 54-63 pp. 83-86

Model:	Description:	Weight:
SPRF32PERF	32 Gallon Sublimated Perf. Receptacle	115 lbs.

Also new in our line of sublimated receptacles is the perforated model. As with all of our sublimated products, this offers the perfect solution for portraying your logo or image in full color, high-resolution format with a five year warranty. Options available include plastic liner (see p. 76, various lids (see p. 81) and special mounts (see p. 76).

- ▶ Full color artwork manufactured into the receptacle
- ▶ 11 Gauge steel construction
- ▶ Thermoplastic finish
- ▶ Pre-drilled mounting holes
- ▶ Lids/liners (as shown) sold separately

32 Gallon Personalized Multicolor Perforated Receptacle

32SML - see p. 81



MPRF32PERF

We also offer a multicolored perforated receptacle to match our lineup of perforated benches and tables. If you have a large or elaborate logo, this receptacle offers the most space for your message. Nearly half of the receptacle's surface can be available for your design. These second color assures that your message will be displayed to its fullest advantage.

- ▶ Customized logo or words manufactured into the receptacle
- ▶ Secondary color included
- ▶ 11 Gauge steel
- ▶ Thermoplastic finish
- ▶ Pre-drilled mounting holes
- ▶ Lids/liners (as shown) sold separately

pp. 9-12, 20, 28-30, 32, 33 pp. 35-37, 39-42, 44, 46-52, 54-63 pp. 83-86

Model:	Description:	Weight:
MPRF32PERF	32 Gal. Personalized Multicolor Perf. Receptacle	110 lbs.

32 Gallon Personalized Perforated Receptacle




32SML - see p. 81



PRF32PERF


Our perforated personalized receptacle has the greatest space available to place your logo or message. Up to half of the surface area can be used for personalization. Options available include plastic liner (see p. 76), various lids (see p. 81) and special mounts (see p. 76).

- ▶ Customized logo or words manufactured into the receptacle
- ▶ 11 gauge steel
- ▶ Thermoplastic finish
- ▶ Pre-drilled mounting holes
- ▶ Lids/liners (as shown) sold separately

 pp. 9-12, 20, 28-30, 32, 33	 pp. 35-37, 39-42, 44, 46-52, 54-63	 pp. 83-86
Model:	Description:	Weight:
PRF32PERF	32 Gallon Personalized Perf. Receptacle	95 lbs.

32 Gallon Perforated Receptacle




32SML - see p. 81



R32-PERF

Our perforated receptacle is an ideal fit for businesses, civic buildings, and streetscapes. Options available include plastic liner (see p. 76), various lids (see p. 81) and special mounts (see p. 76).

- ▶ 11 gauge steel
- ▶ Thermoplastic finish
- ▶ Pre-drilled mounting holes
- ▶ Lids/liners (as shown) sold separately

 pp. 9-12, 20, 28-30, 32, 33	 pp. 35-37, 39-42, 44, 46-52, 54-63	 pp. 83-86
Model:	Description:	Weight:
R32-PERF	32 Gallon Perforated Receptacle	95 lbs.

32 Gallon Sublimated Diamond Receptacle

32SML - see p. 81



SRF32DP

Not only is this receptacle a perfect match for our diamond pattern benches, but now it comes with the option of full-color artwork for the ultimate in personalization. The full-color artwork carries our 5 year warranty.

- ▶ Full color artwork manufactured into the receptacle
- ▶ 11 Gauge steel construction
- ▶ Thermoplastic finish
- ▶ Pre-drilled mounting holes
- ▶ Lids/liners (as shown) sold separately

Model:	Description:	Weight:
SRF32DP	32 Gallon Sublimated Diamond Receptacle	100 lbs.

32 Gallon Personalized Multicolor Diamond Receptacle

32SML - see p. 81



MRF32DP

This receptacle matches our line of Diamond Pattern benches. It has a 17x11 diamond area on the front for personalization with a second color used to bring out your design.

- ▶ Customized logo or words manufactured into the receptacle
- ▶ Secondary color included
- ▶ 11 Gauge steel
- ▶ Thermoplastic finish
- ▶ Pre-drilled mounting holes
- ▶ Lids/liners (as shown) sold separately

Model:	Description:	Weight:
MRF32DP	32 Gal. Personalized Multicolor Diamond Receptacle	87 lbs.

32 Gallon Personalized Diamond Receptacle

32SML - see p. 82

Our personalized diamond receptacle has a 17x11 diamond area for personalization. This receptacle is ideal for businesses, schools and civic organizations who want to have their presence known in a community.


- ▶ Customized logo or words manufactured into the receptacle
- ▶ 11 gauge steel
- ▶ Thermoplastic finish
- ▶ Pre-drilled mounting holes
- ▶ Lids/liners (as shown) sold separately



Model:	Description:	Weight:
RF32DP	32 Gallon Personalized Diamond Receptacle	80 lbs.

32 Gallon Diamond Receptacle

32SML - see p. 82



This receptacle is a perfect match for our popular diamond pattern benches. Diamond pattern products are a great match for parks, schools, churches, and cityscapes or any public green areas. Mounting tabs are built into the receptacle and we offer other mounting options (see p. 76).


- ▶ 11 Gauge steel
- ▶ Thermoplastic finish
- ▶ Pre-drilled mounting holes
- ▶ Lids/liners (as shown) sold separately

Model:	Description:	Weight:
RF32D	32 Gallon Diamond Receptacle	80 lbs.

32 Gal. Personalized Diamond Trash/Recycling Bins With Doors

Here is a receptacle that's perfect for businesses, malls, shopping centers, and municipalities. The receptacle has space on each door for any logo to be manufactured into the steel. The arch lids keep rain out of the liner, and the locked doors allow easy access for emptying.

- ▶ Includes square plastic liner and arch lids as shown
- ▶ Your choice of keyed, Allen wrench, or nut locks on door
- ▶ 11 Gauge steel
- ▶ Thermoplastic finish
- ▶ Each bin clearly marked for trash or recycling
- ▶ Optional Dog Waste Bag Dispenser and Smoker's Outpost (shown) (see p. 73)
- ▶ Leveler mounts included



50 - see p. 73

Model:	Description:	Weight:
PTRD32D	32 Gal. Personalized Diamond Trash/Recycling Bins w/doors	190 lbs.

32 Gallon Diamond Trash/Recycling Bins With Doors



Here are a matched pair of trash/recycling bins with front-opening doors for easy access to their heavy-duty square plastic liners. Two colors of coating and text on the doors are standard.

- ▶ Includes square plastic liner and arch lids as shown
- ▶ Your choice of keyed, Allen wrench, or nut locks on door
- ▶ 11 Gauge steel
- ▶ Thermoplastic finish
- ▶ Each bin clearly marked for trash or recycling
- ▶ Optional Dog Waste Bag Dispenser and Smoker's Outpost (shown) (see p. 73)
- ▶ Leveler mounts included



Model:	Description:	Weight:
TRD32D	32 Gal. Diamond Trash/Recycling Bins , with doors	190 lbs.

Personalized Dual Channel Trash/Recycling Bin



MTRD44D trash side
MTRD44D recycle side

Here is a trash/recycling bin that has a dual channel for each refuse stream. The trash side has a large slot for trash and the recycling has two holes for cans and bottles. Each side has a dedicated 22 gal. container that is accessed by a locking door. The receptacle is also a multicolor, personalized product with any logo or message depicted in contrasting colors.

- Includes (2) half-round 22 gal. plastic liners
- Your choice of keyed, Allen wrench, or nut locks on door
- 11 Gauge steel
- Thermoplastic finish
- Each bin clearly marked for trash or recycling
- Surface mount tabs on legs



MTRD32D access door

Model:	Description:	Weight:
MTRD44D	2x22 Gal. Dual Channel Trash/Recycling Bin	190 lbs.

© 2016 Sugar Land Skeeters

Square Mahogany Receptacle



HS40

This deluxe mahogany receptacle has a hinged lid for easy access to the contents and also includes a removable square liner.

- Hinged lid for removal of liner
- Includes black plastic liner

pp. 21-23, 26-27 p. 53

Model:	Description:	Weight:
HS40	Square Mahogany Receptacle	80 lbs.

32 Gallon Square Expanded Receptacle



32SQEXP

South West Market Products also offer a square expanded metal receptacle that comes complete as shown with a square liner and a removable arch lid. Optional mounts available (see p. 76).

- 9 Gauge expanded metal
- Thermoplastic finish
- Pre-drilled mounting holes
- Lids/liners included

pp. 31-33 pp. 36, 38-45, 48-52, 54-60, 63

Model:	Description:	Weight:
32SQEXP	32 Gallon Square Expanded Metal Receptacle	110 lbs.

Dog Waste Bag Dispenser & Smoker's Outpost

Here are two valuable options for our receptacles. The Dog Waste Bag Dispenser keeps the streets clean from unsightly dog waste and the Smoker's Outpost keeps potentially dangerous cigarette butts from littering the pavement or starting fires.

Dog Waste Bag Dispenser

- Mounts permanently to any of our square receptacles
- Green powder coated finish
- Locking box is easy to refill with waste bags

Smoker's Outpost

- Mounts permanently to any of our receptacles
- Silver powder coat finish
- Recessed snuffing screen and oxygen restricted design assists extinguishing cigarettes
- Tool-free access for easy cleaning

Model:	Description:	Weight:
DWB	Dog Waste Bag Dispenser	4 lbs.
SO	Smoker's Outpost Cigarette Snuffer	4 lbs.



32 Gallon Wire Receptacle



32SML - see p. 81

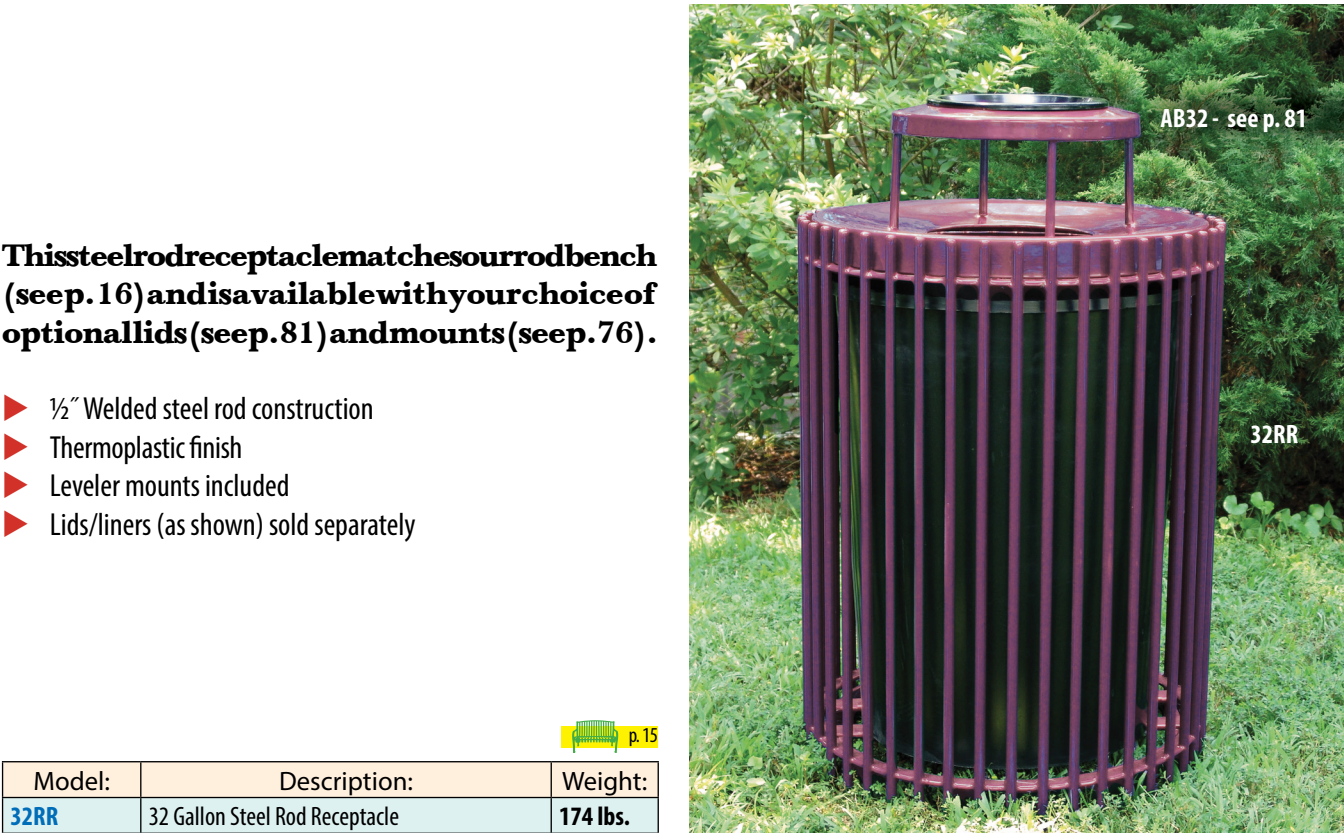
This welded wire receptacle matches our wire benches (see pp. 13, 20). It's a light, portable model that can easily be moved.

- ▶ Welded wire construction
- ▶ Thermoplastic finish
- ▶ Pre-drilled mounting holes
- ▶ Lids/liners (as shown) sold separately

pp. 13, 20

Model:	Description:	Weight:
32WR	32 Gallon Wire Receptacle	78 lbs.

32 Gallon Rod Receptacle



AB32 - see p. 81

This steel rod receptacle matches our rod bench (see p. 16) and is available with your choice of optional lids (see p. 81) and mounts (see p. 76).

- ▶ 1/2" Welded steel rod construction
- ▶ Thermoplastic finish
- ▶ Leveler mounts included
- ▶ Lids/liners (as shown) sold separately

p. 15

Model:	Description:	Weight:
32RR	32 Gallon Steel Rod Receptacle	174 lbs.

32 Gallon Oak Receptacle



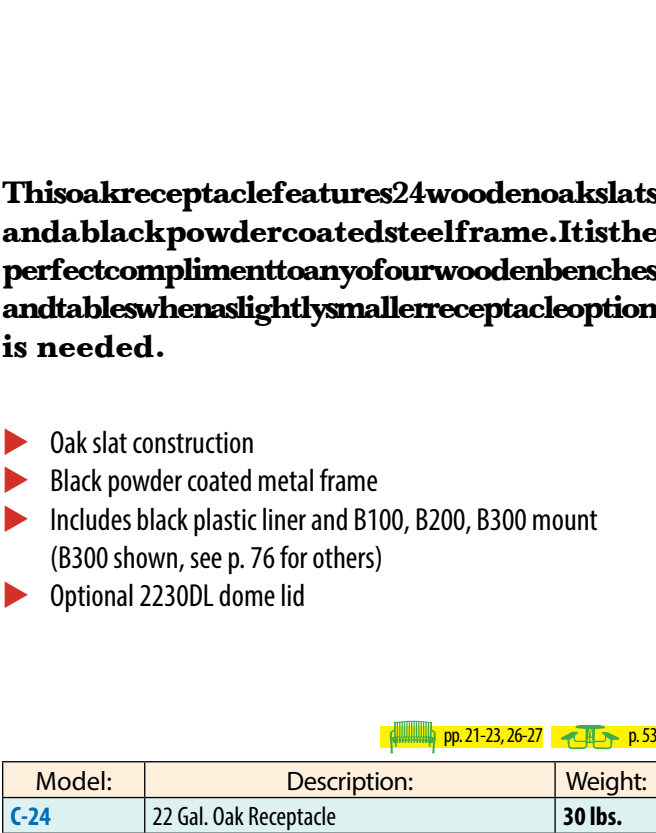
This oak receptacle is a fine match for any of our wooden benches and tables. The R series has a 32 gallon capacity and features 24 wooden slats on a black powder coated steel frame.

- ▶ Oak slat construction
- ▶ Black powder coated metal frame
- ▶ Includes black plastic liner and B100, B200, B300 mount (B300 shown, see p. 76 for others)
- ▶ Optional 32DL dome lid (as shown)

pp. 21-23, 26-27 p. 53

Model:	Description:	Weight:
R-24	32 Gal. Oak Receptacle	50 lbs.

22 Gallon Oak Receptacle



This oak receptacle features 24 wooden oak slats and a black powder coated steel frame. It is the perfect complement to any of our wooden benches and tables when a slightly smaller receptacle option is needed.

- ▶ Oak slat construction
- ▶ Black powder coated metal frame
- ▶ Includes black plastic liner and B100, B200, B300 mount (B300 shown, see p. 76 for others)
- ▶ Optional 2230DL dome lid

pp. 21-23, 26-27 p. 53

Model:	Description:	Weight:
C-24	22 Gal. Oak Receptacle	30 lbs.



22 Gallon Oak/Pine Receptacle

Our C-16 slatted receptacle is in a 22 gallon size. The black powder coated steel frame is embellished with 16 woodenslats. Comes with a liner and a your choice of mount (see below).

- ▶ Heavy duty pine (shown) or oak slat construction
- ▶ Black powder coated metal frame
- ▶ Includes black plastic liner and B100, B200, B300 mount (B300 shown, see below for others)
- ▶ Optional 2230DL dome lid (as shown)



Model:	Description:	Weight:
C-16HDP	22 Gallon Heavy Duty Pine Receptacle	54 lbs.
C-16	22 Gallon Oak Receptacle	54 lbs.

Receptacle Liner and Mounts



This receptacle liner fits all of our round 32 gallon receptacles and makes collection a snap.

- ▶ Black plastic construction



These receptacle mounts allow for mounting under a number of conditions. The B100 allows a 6j high mount to wood or concrete surfaces and the 22j B200 allows for mounting in a hole filled with concrete. The B300 is a 6j high portable mount for any surface.

- ▶ Black powder coated steel construction

Model:	Description:	Weight:
R32L	32 Gallon Liner	4 lbs.
B100	6" Surface Mount	6 lbs.
B200	22" In-Ground Mount	8 lbs.
B300	6" Portable Mount	10 lbs.

22 Gallon Receptacle



This compact 22 gallon welded receptacle is for those times when small is beautiful. It comes complete as shown with lid, liner and levelers. Optional mounts available (see p. 76).

- ▶ Thermoplastic finish
- ▶ Spun metal lid and liner included
- ▶ Leveler mounts included

Model:	Description:	Weight:
SR22	22 Gallon Welded Receptacle	140 lbs.

Planter



Our ribbon planter completes any setting and comes with liner as shown. It's a perfect match for our Oglethorpe, Northgate, and High Point ribbon benches (see pp. 16-17, 19). Optional mounts available (see p. 76).

- ▶ Thermoplastic finish
- ▶ 25 1/2" high x 25 1/2" wide
- ▶ Liner included
- ▶ Leveler mounts included

Model:	Description:	Weight:
PL2424	Steel Welded Planter	120 lbs.

32 Gallon Ring Banded Receptacle



The welded steel construction makes the 32 gallon Ring Banded Receptacle the right addition when style and strength is needed. Includes liner and spun metal or ash bonnet lid. Leveler mounts included.

- ▶ Thermoplastic finish
- ▶ Spun metal lid or ash bonnet and liner included

p. 16-17, 19 pp. 86-88

Model:	Description:	Weight:
RB32-SML	32 Gallon Ring Banded Receptacle with spun metal lid	165 lbs.
RB32-ABL	32 Gallon Ring Banded Receptacle with ash bonnet	170 lbs.



32 Gallon Ring Receptacle



SC32-SML



SC32-ABL

The stylish 32 gallon ring receptacle includes a liner and your choice of spun metal lid (see left) or ash bonnet (see left) complete as shown. Optional mounts available (see p. 76).

- ▶ Thermoplastic finish
- ▶ Spun metal lid and liner included
- ▶ Leveler mounts included

p. 16-17, 19 pp. 86-88

Model:	Description:	Weight:
SC32-SML	32 Gallon Ring Receptacle with spun metal lid	180 lbs.
SC32-ABL	32 Gallon Ring Receptacle with ash bonnet	185 lbs.

32 Gallon Round Side Door Receptacle



SDR32-SML



Here's an ideal street scape receptacle that offers easy access to remove the liner for refuse removal. The attractive welded style receptacle has a latched door.

- ▶ Includes galvanized liner and spun metal lid as shown
- ▶ Your choice of keyed, Allen wrench, or nut locks on door
- ▶ 1 1/4" Steel ribs - 1/4" thick
- ▶ Thermoplastic finish
- ▶ Pre-drilled mounting holes
- ▶ Leveler mounts included

p. 16-17, 19 pp. 86-88

Model:	Description:	Weight:
SDR32-SML	32 Gallon Receptacle with side door	170 lbs.

32 Gallon Receptacle



SR32-ABL



SR32-SML

This 32 gallon welded receptacle includes a liner and your choice of spun metal lid (see above) or ash bonnet (see left) complete as shown. Optional mounts available (see p. 76).

- ▶ 1 1/4" Steel ribs - 1/4" thick
- ▶ Thermoplastic finish
- ▶ Spun metal lid and liner included
- ▶ Leveler mounts included

p. 16-17, 19 pp. 86-88

Model:	Description:	Weight:
SR32-SML	32 Gallon Welded Receptacle with spun metal lid	160 lbs.
SR32-ABL	32 Gallon Welded Receptacle with ash bonnet	165 lbs.

32 Gallon Bear-Proof Receptacle



A hungry bear is fully capable of reducing any wood trash structure to splinter to get to the trash inside. This all-steel receptacle is built to withstand that level of abuse. Its recessed, bear-proof latches insure people only can access the lid and liner entry door on the rear of the unit. Its important features are:

- ▶ All steel construction with polyester powdercoat finish
- ▶ Bear-proof latches secure the top lid and locking rear access door
- ▶ Includes removable 32 gal. square plastic interior liner
- ▶ Base has four surface mounting tabs for permanent placement



Model:	Description:	Weight:
BPR32	32 Gallon Bear-Proof Receptacle	160 lbs.

32 Gallon Vermin-Proof Receptacle



If you've got raccoons nearby, this is your trash can. The all-steel construction includes a galvanized, 32 gallon can that fits into the mechanism. Trash is easily introduced into the can by opening the recessed, tilt-back front lid. The entire lid mechanism clamps down on the can and holds it securely in place. When the release latch on the back is triggered, the lid can be swung backward to empty the can. Until then, it will foil any scavengers. Its important features are:

- ▶ All steel construction with polyester powdercoat finish
- ▶ Includes 32 gal. galvanized receptacle as shown
- ▶ Frame has four surface mount holes on frame for permanent placement



Model:	Description:	Weight:
VPR32	32 Gallon Vermin-Proof Receptacle	100 lbs.

Mahogany Planter



MP2424


This two foot square planter can be made in a wide variety of sizes, each with a plastic liner included. Call for availability and pricing of other sizes.

- ▶ Mahogany construction
- ▶ Black plastic liner included

pp. 23-24, 27-28 p. 54

Model:	Description:	Weight:
MP2424	2' x 2' Square Mahogany Planter	60 lbs.

Receptacle Lids



Lid Model:	Compatible With:
32SML, 32SMLX, AB32, 32DB, 32DL	all metal receptacles except: 45MX, 45GALV, 55GALV, 32SQEXP
55DDL	55 Gallon Drum, 45MX, 45GALV, 55GALV
2230DDL	22/30 Gallon Drum, C-16, C-24

- ▶ 32SML, 32SMLX, AB32, 32DB - 11 Gauge steel with Thermoplastic finish
- ▶ 32DL - available in black plastic only
- ▶ 55DDL, 2230DDL - Powder coated steel with thumb screws
- ▶ 55DDL in Green, Black & Red, 2230DDL in Green, Black & Brown

Model:	Description:	Weight:
32SML	32 Gallon Spun Metal Lid, concave style	20 lbs.
32SMLX	32 Gallon Spun Metal Lid, convex style	20 lbs.
AB32	32 Gallon Ash Bonnet Lid, with ashtray	25 lbs.
32DB	32 Gallon Dome Bonnet Lid	25 lbs.
32DL	32 Gallon Dome Lid, spring door, all plastic	10 lbs.
55DDL	55 Gallon Drum Dome Lid, spring door	12 lbs.
2230DDL	22/30 Gallon Drum Dome Lid, spring door	9 lbs.

Ash Urns



AU10

This diamond ash urn complements our diamond pattern benches and comes complete with an ashtray as shown.

- ▶ 11 gauge steel
- ▶ Thermoplastic finish
- ▶ Pre-drilled mounting holes
- ▶ Includes ashtray as shown

pp. 6-8, 18

Model:	Description:	Weight:
AU10	Diamond Ash Urn, 24" (H) x 10" (W)	16 lbs.



AU10EXP

This expanded ash urn comes complete with an ashtray as shown. It matches any of our expanded metal benches and tables.

- ▶ 9 gauge expanded metal
- ▶ Thermoplastic finish
- ▶ Pre-drilled mounting holes
- ▶ Includes ashtray as shown

pp. 31-33 pp. 36, 38-45, 48-52, 54-60, 63

Model:	Description:	Weight:
AU10EXP	Expanded Metal Ash Urn, 24" (H) x 10" (W)	12 lbs.

Smoker's Urns/Smoker's Poles



SU

These smoker's urns are a self-extinguishing, oxygen restricting design with melt-proof, heavy-duty fire safe steel construction. With galvanized steel liner and a chain secured top. ADA compliant.

- ▶ Textured, powder coated finish
- ▶ Colors available: Charcoal (above left) or Bronze (above right)
- ▶ 4 1/4 gal. liner capacity



SP

The smoker's pole is a space-saving solution to control cigarette waste. The oxygen-restricted design helps to extinguish cigarettes. It empties easily with no tools.

- ▶ Powder coated finish in Black (above left) or Silver (above right)
- ▶ Portable base for easy positioning where you need it

Model:	Description:	Weight:
SU	Smoker's Urn, 39" (H) x 16" (D)	20 lbs.
SP	Smoker's Pole, 41" (H) x 12 1/2" (D)	26 lbs.

Personalized Swivel Portable Perforated Bar Chair

We make attractive and sturdy swivel seating, but sometimes you need to vary your seating. To that end, we've designed a portable version of our personalized swivel bar chair with four legs instead of a surface mount base. Give your patrons a great seat anywhere you need to.

- ▶ 17 1/2" Wide (armless)/21" wide (with arms) - 44 3/4" tall
- ▶ 30" Seat height
- ▶ 11 Gauge perforated metal seat and back
- ▶ Thermoplastic (shown) or powder coat finish
- ▶ Foot rail
- ▶ Optional arms
- ▶ Automatic centering or 360° swivel option



PC2PSL-PERF

© 2016 Hartford Yardgoats



PC2PSLA-PERF

© 2016 Salem-Keizer Volcanoes

pp. 10-13, 22, 29-31, 33-34 pp. 36, 38, 40-43, 45, 47-53, 55-64 pp. 68-69

Model:	Description:	Weight:
PC2PSL-PERF	Personalized Swivel Portable Perf. Bar Chair	90 lbs.
PC2PSLA-PERF	Personalized Swivel Portable Perf. Bar Chair w/arms	95 lbs.

Personalized Swivel Perforated Bar Chair

This new seat is tailor made for stadiums with full or centered swivel capacity and any logo manufactured into its back. The bar height chair comes complete with a foot rail and a mounting plate for installation. The thermoplastic coating makes these ideal for either indoor or outdoor placement. Optional arms available.

- ▶ 17 1/2" Wide (armless)/21" wide (with arms) - 45 1/2" tall
- ▶ 30 5/8" Seat height
- ▶ 11 Gauge perforated metal seat and back
- ▶ Thermoplastic (shown) or powder coat finish
- ▶ Foot rail
- ▶ 8" Square base plate with mounting holes
- ▶ Optional arms
- ▶ Automatic centering or 360° swivel option



PC2PS-PERF

© 2016 St. Lucie Mets



PC2PSA-PERF

© 2016 Hartford Yardgoats

pp. 10-13, 22, 29-31, 33-34 pp. 36, 38, 40-43, 45, 47-53, 55-64 pp. 68-69




Model:	Description:	Weight:
PC2PS-PERF	Personalized Swivel Perforated Bar Chair	90 lbs.
PC2PSA-PERF	Personalized Swivel Perforated Bar Chair	95 lbs.

Personalized Swivel Perforated Chair



Wealsomanufactureourswivelchairfora30" standardtableheight.Aswiththebarheightswivel chair, optional arms are also available.

- ▶ 22" Wide - 33½" tall
- ▶ 18½" Seat height
- ▶ 11 Gauge perforated metal seat and back
- ▶ Thermoplastic (shown) or powder coat finish
- ▶ 8" Square base plate with mounting holes
- ▶ Optional arms
- ▶ Automatic centering or 360° swivel option




 pp. 10-13, 22, 29-31, 33-34			 pp. 36, 38, 40-43, 45, 47-53, 55-64			 pp. 68-69		
Model:		Description:				Weight:		
PC1PS-PERF		Personalized Swivel Perforated Chair				75 lbs.		
PC1PSA-PERF		Personalized Swivel Perf. Chair w/arms				80 lbs.		

Personalized Perforated Chair



Oursturdysteel,stackablechairisavailableina personalizedmodelwithartworkontheback.The legshaveplasticbuttonstofacilitateeasy stacking.

- ▶ 21 ½" Wide - 31 ⅝" tall
- ▶ 11 Gauge perforated metal seat and back
- ▶ Thermoplastic (shown) or powder coat finish
- ▶ Sturdy plastic leg guides




 pp. 10-13, 22, 29-31, 33-34			 pp. 36, 38, 40-43, 45, 47-53, 55-64			 pp. 68-69		
Model:	Description:					Weight:		
PC1-PERF	Personalized Stackable Perforated Chair					45 lbs.		

Personalized Perforated Bar Chairs



TheseC-2chairsnowcomeinapersonalized option.Availableinthermoplasticinall16color options,younowhaveincredibleflexibilityfor displayingyourimageinasturdyandattractive bar chair.

- ▶ 11 Gauge steel construction
- ▶ Thermoplastic or powder coated (shown) finish
- ▶ Foot rail
- ▶ Leveler feet




 pp. 10-13, 22, 29-31, 33-34	 pp. 36, 38, 40-43, 45, 47-53, 55-64	 pp. 68-69
Model:	Description:	Weight:
PC2-PERF	Personalized Perforated Bar Chair	65 lbs.

Perforated Chairs



TheseC-1Chairsareperfectforoutdoorcafé,rec- reationaldiningandfoodcourtuse.Theirsturdy constructionandsubstantialweightmeansthat theywon`tblowawayeasily.Theyarestackablefor easystorageandfeatureplasticbuttonsforsafeof stacking.

- ▶ 11 Gauge perforated metal
- ▶ Thermoplastic finish
- ▶ Leveler feet
- ▶ Sturdy plastic leg guides

 pp. 10-13, 22, 29-31, 33-34	 pp. 36, 38, 40-43, 45, 47-53, 55-64	 pp. 68-69
Model:	Description:	Weight:
C1-PERF	Stackable Perforated Chair	45 lbs.

C-2 Perforated Bar Chairs



C2-PERF

The C-2 Chair is designed for outdoor café, recreational dining, bar, and food court use. Their sturdy construction and substantial weight means that they easily stand up to wind conditions.

- ▶ 11 Gauge perforated metal
- ▶ Thermoplastic finish
- ▶ Foot rail
- ▶ Leveler feet

pp. 10-13, 22, 29-31, 33-34 pp. 36, 38, 40-43, 45, 47-53, 55-64 pp. 68-69

Model:	Description:	Weight:
C2-PERF	Perforated Bar Chair	65 lbs.

Personalized Northgate Chair

This year we've added the Northgate model to the personalized line of attractive streetscape and hotel chairs. The arched back and personalized logo add a nice touch to complete your outdoor décor.

- ▶ 5 3/4" Diameter space for monogram
- ▶ 18" Wide – 32 1/4" tall
- ▶ Cast iron legs – 1 1/4" wide by 1/2" thick
- ▶ Thermoplastic finish
- ▶ Pre-drilled mounting holes



PNGC

pp. 16-17, 19 pp. 77-79

Model:	Description:	Weight:
PNGC	Personalized Northgate Chair	60 lbs.

Northgate Chairs

The Northgate chair has a solid one piece leg construction with an arched back. Individually bent steel straps are welded to the frame. The legs have mounting holes for permanent mounting.

- ▶ 18" Wide - 32 1/4" tall
- ▶ Cast iron legs - 1 1/4" wide by 1/2" thick
- ▶ Thermoplastic finish
- ▶ Pre-drilled mounting holes



NGC

pp. 16-17, 19 pp. 77-79

Model:	Description:	Weight:
NGC	Northgate Chair	60 lbs.

Plastic Slat Chairs

Our new plastic slat chairs match the plastic slat tables on page 64. The tubular steel frame has recycled plastic lumbers slatting available in a wide variety of colors for a durable, colorful, weather resistant seat. They're perfect for café and food court usage.

- ▶ 1 1/2" Tubular steel frame
- ▶ Powder coated finish
- ▶ A wide variety of available colors
- ▶ 2 5/8" Plastic lumber slats
- ▶ Regular or bar height
- ▶ Regular chairs have plastic glides to allow stacking



PL-C1



PL-C2

p. 64

Model:	Description:	Weight:
PL-C1	Plastic Slat Stacking Chair	45 lbs.
PL-C2	Plastic Slat Bar Chair	65 lbs.

Oglethorpe Chairs



The Oglethorpe chair differs from the Northgate only in that it has a straight back.

- ▶ 18" Wide - 32 ¼" tall
- ▶ Cast iron legs - 1 ¼" wide by ½" thick
- ▶ Thermoplastic finish
- ▶ Pre-drilled mounting holes

Model:	Description:	Weight:
OGC	Oglethorpe Chair	60 lbs.

pp. 16-17, 19 pp. 77-79

Personalized Oglethorpe Chair



Here's a chair that is tailor made for hotel and civic streetscape usage. Our Oglethorpe chair of steel strap on a cast iron frame is now enhanced with a logo/monogram on the seat back.

- ▶ 5 ¾" Diameter space for monogram
- ▶ 18" Wide - 32 ¼" tall
- ▶ Cast iron legs - 1 ¼" wide by ½" thick
- ▶ Thermoplastic finish
- ▶ Pre-drilled mounting holes

Model:	Description:	Weight:
POGC	Personalized Oglethorpe Chair	60 lbs.

pp. 16-17, 19 pp. 77-79

102" Octagonal Pop-Up Umbrella



This pop up umbrella has strong, square tubular aluminum ribs and a simple rope and pulley mechanism (with locking pin) that makes opening and closing a breeze. The umbrella is vented at the top for a wind flow-through.

- ▶ 102" span when open
- ▶ 96" height
- ▶ 1 ½" diameter aluminum pole
- ▶ 5 Colors available (see below)
- ▶ Handle-free popup engagement



Model:	Description:	Weight:
UM102A	102" Round Pop up Umbrella	15 lbs.

Umbrella Base



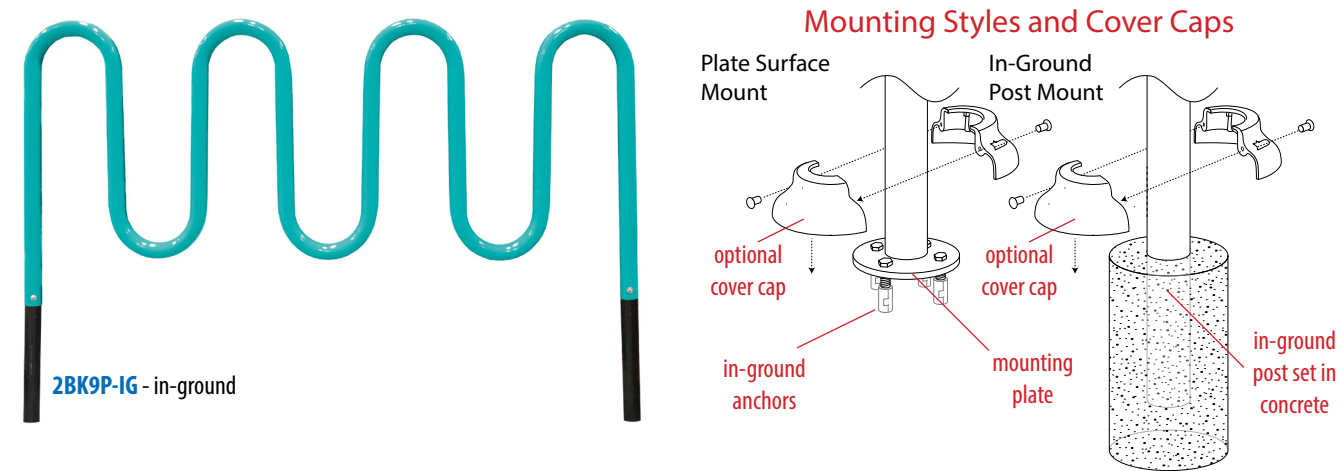
We also produce a heavy-duty umbrella base that stabilizes the umbrella further and keeps it from digging into soil. It can also be used to deploy umbrellas temporarily without tables anywhere.

- ▶ 23 ¾" Diameter
- ▶ Heavy-duty 7 gauge steel construction
- ▶ 3 Feet on the bottom raise the base ¾" from ground surface to keep water from stagnating beneath it
- ▶ Locking screw secures umbrella in base

Model:	Description:	Weight:
UMB	Umbrella Base	25 lbs.



Thermoplastic 2 3/8" Diameter Wave Bike Racks




These wave bike racks can securely park as many as 3 to 13 bikes. This style uses 2" schedule 40 steel pipe to meet your needs. Optional cover caps give a finished look.

- ▶ Galvanized steel 2" schedule 40 pipe construction
- ▶ Surface mount or in-ground style available
- ▶ Nominal 12 1/2" center-to-center between loops
- ▶ Optional cover caps available (see above right)

Model:	Bikes:	Size:	Style:	Weight:
2BK3P-SM	3	19 1/2"	Thermoplastic Surface Mount	63 lbs.
2BK3P-IG	3	19 1/2"	Thermoplastic In-Ground	87 lbs.
2BK5P-SM	5	44 1/2"	Thermoplastic Surface Mount	85 lbs.
2BK5P-IG	5	44 1/2"	Thermoplastic In-Ground	109 lbs.
2BK7P-SM	7	69 1/2"	Thermoplastic Surface Mount	104 lbs.
2BK7P-IG	7	69 1/2"	Thermoplastic In-Ground	128 lbs.
2BK9P-SM	9	94 1/2"	Thermoplastic Surface Mount	124 lbs.
2BK9P-IG	9	94 1/2"	Thermoplastic In-Ground	148 lbs.
CC	-	2 1/4" h.	Black Powder Coated Cover Cap	1 lb.

Thermoplastic 1 5/8" Diameter Wave Bike Racks



These wave bike racks can securely park as many as 3 to 13 bikes. This style uses 1" schedule 40 steel pipe to meet your needs.

- ▶ Galvanized steel 1 1/4" schedule 40 pipe construction
- ▶ Surface mount or in-ground style available
- ▶ Nominal 12 1/2" center-to-center between loops
- ▶ Optional cover caps available (see above)

Model:	Bikes:	Size:	Style:	Weight:
1BK5P-SM	5	44 1/2"	Thermoplastic Surface Mount	51 lbs.
1BK5P-IG	5	44 1/2"	Thermoplastic In-Ground	67 lbs.
1BK7P-SM	7	69 1/2"	Thermoplastic Surface Mount	65 lbs.
1BK7P-IG	7	69 1/2"	Thermoplastic In-Ground	81 lbs.
1BK9P-SM	9	94 1/2"	Thermoplastic Surface Mount	75 lbs.
1BK9P-IG	9	94 1/2"	Thermoplastic In-Ground	91 lbs.

A-Frame Bike Racks



Our A-Frame bike racks are double-sided. These portable racks may be mounted permanently.

- ▶ 1 3/4" Galvanized steel tubing
- ▶ 32 3/8" Deep x 30 1/8" tall with variable size (see table at right)
- ▶ Black plastic endcaps

Model:	Bikes:	Size:	Style:	Weight:
5ADBK	8	60"	Galvanized Double-Sided	83 lbs.
8ADBK	14	96"	Galvanized Double-Sided	98 lbs.
10ADBK	18	120"	Galvanized Double-Sided	126 lbs.
16ADBK	28	192"	Galvanized Double-Sided	182 lbs.
20ADBK	36	240"	Galvanized Double-Sided	241 lbs.

D-Frame Bike Racks

New this year is our "D-Frame" bike rack. This is another great option when double-sided bicycle parking is needed.

- ▶ 1 3/4" Galvanized steel tubing
- ▶ Black plastic endcaps
- ▶ 36" Deep and 30 3/4" Tall with variable size (see table below)



Model:	Bikes:	Size:	Style:	Weight:
5DBK	8	60"	Galvanized Double-Sided	83 lbs.
8DBK	14	96"	Galvanized Double-Sided	98 lbs.
10DBK	18	120"	Galvanized Double-Sided	126 lbs.
16DBK	28	192"	Galvanized Double-Sided	182 lbs.
20DBK	36	240"	Galvanized Double-Sided	241 lbs.

J-Frame Bike Racks



These J-Frame racks are available single-sided (above) or double-sided (shown at right). The double-sided rack allows parking from either side. The single-sided rack takes less space against a building.

- ▶ 1 3/4" Galvanized steel tubing
- ▶ 24 3/8" Deep x 30" tall with variable size (see table at right)
- ▶ Black plastic endcaps



Model:	Bikes:	Size:	Style:	Weight:
5JSBK	4	60"	Galvanized Single-Sided	58 lbs.
5JDBK	8	60"	Galvanized Double-Sided	74 lbs.
8JSBK	7	96"	Galvanized Single-Sided	72 lbs.
8JDBK	14	96"	Galvanized Double-Sided	93 lbs.
10JSBK	9	120"	Galvanized Single-Sided	92 lbs.
10JDBK	18	120"	Galvanized Double-Sided	122 lbs.
16JSBK	14	192"	Galvanized Single-Sided	131 lbs.
16JDBK	28	192"	Galvanized Double-Sided	174 lbs.
20JSBK	18	240"	Galvanized Single-Sided	174 lbs.
20JDBK	36	240"	Galvanized Double-Sided	234 lbs.

Triple Grill



For maximum cooking space, this grill can't be beat! The triple grill provides over 8 square feet of cooking area. Adjustable grill height allows moderation of cooking heat. Available in an in-ground or surface mount option.

- ▶ High-heat black enamel finish
- ▶ Adjustable grill height
- ▶ Cool-touch wire spring handles on grill
- ▶ 7 Gauge steel plate construction
- ▶ Grill swivels 360°
- ▶ Surface mount model has plate with 1/2" mounting holes (see left)

Model:	Description:	Weight:
LC1360-STD-SM	Surface Mount Triple Outdoor Grill	290 lbs.
LC1360-STD-IG	In-Ground Mount Triple Outdoor Grill	250 lbs.

Standard Grill



This rugged charcoal grill is a must-have park amenity. It comes with a pole ready for in-ground mounting. A surface mount base is available for mounting on concrete. The grill has two square feet of cooking space.

- ▶ Available with 12" square surface mount base (shown) or in an in-ground mounting version
- ▶ High-heat black enamel finish
- ▶ Adjustable grill height
- ▶ Grill swivels 360°
- ▶ Optional utility shelf (shown)

Model:	Description:	Weight:
LC120-STD-IG	In-Ground Mount Black Enamel Outdoor Grill	80 lbs.
LC120-STD-SM	Surface Mount Black Enamel Outdoor Grill	90 lbs.
SHELF	Grill Utility Shelf	10 lbs.

Galvanized Grill

We also offer our popular grill in a galvanized finish. The cooking surface is finished with high-heat black enamel.

- ▶ Available with 12" square surface mount base or in an in-ground mounting version (shown)
- ▶ Galvanized firebox and pole
- ▶ High-heat black enamel cooking surface
- ▶ Adjustable grill height
- ▶ Grill swivels 360°
- ▶ Optional utility shelf (not shown)

Model:	Description:	Weight:
LC120-GALV-IG	In-Ground Mount Galvanized Outdoor Grill	81 lbs.
LC120-GALV-SM	Surface Mount Galvanized Outdoor Grill	91 lbs.
SHELF-GALV	Grill Utility Shelf	10 lbs.



Drop Grate Fire Ring



Along with grills, we also make fire rings, for containing outdoor fires safely. These rings have grates for cooking in two different styles. We make an adjustable drop grate fire ring where the cooking surface temperature can be regulated by its height from the coals.

- ▶ Mounts permanently or hinged for cleaning
- ▶ High-heat black enamel finish
- ▶ Grill height is adjustable
- ▶ Optional utility shelf

Model:	Description:	Weight:
LCIDG7	7" (H) Drop Grate Fire Ring	78 lbs.
LCIDG9	9" (H) Drop Grate Fire Ring	90 lbs.
LCIDG11	11" (H) Drop Grate Fire Ring	100 lbs.
FRSHELF	7 1/8" x 9 5/8" Fire Ring Utility Shelf	5 lbs.

Flip Grate Fire Ring



Fire rings are available in a flip grate style where the cooking grate flips backwards, away from the coals. The 7 gauge steel used in construction makes this an incredibly sturdy piece. This style is also available in ADA versions.

- ▶ Mounts permanently or hinged for cleaning
- ▶ High-heat black enamel finish
- ▶ Grill flips backward
- ▶ ADA versions available
- ▶ Optional utility shelf

Model:	Description:	Weight:
LCIFG7	7" (H) Flip Grate Fire Ring	68 lbs.
LCIFG9	9" (H) Flip Grate Fire Ring	80 lbs.
LCIFG11	11" (H) Flip Grate Fire Ring	90 lbs.
LCIFG17-ADA	17" (H) ADA Flip Grate Fire Ring	120 lbs.
LCIFG23-ADA	23" (H) ADA Flip Grate Fire Ring	145 lbs.
FRSHELF	7 1/8" x 9 5/8" Fire Ring Utility Shelf	5 lbs.

28" Square Fire Pit with Removable Flip Grate



This square fire pit is made from 7 gauge steel plating with grates made from 3/8" and 1/2" rods. The flip grate is a cooking surface which removes easily for cleaning and has cool-to-the-touch spring handles for comfortable usage.

- ▶ 6 1/2" High with 1 1/2" lip
- ▶ 7 Gauge steel construction
- ▶ Includes removable flip up cooking grate with cool-grip handles
- ▶ 5 Square feet of cooking space
- ▶ High-heat black enamel finish
- ▶ 4 Mounting holes for permanent or flip up mounting

Model:	Description:	Weight:
FPS28FG	28" Square Fire Pit, removable flip grate	65 lbs.

32" Round Fire Pit with Removable Flip Grate




This round fire pit is made from 7 gauge steel plating with grates made from 3/8" and 1/2" rods. The flip grate is a cooking surface which removes easily for cleaning. The 1 1/2" lip makes these fire pits easy to mount in a brick setting.

- ▶ 6 1/2" High with 1 1/2" lip
- ▶ 7 Gauge steel construction
- ▶ Includes removable flip up cooking grate with cool-grip handles
- ▶ 244 Square inches of cooking space
- ▶ High-heat black enamel finish
- ▶ 4 Mounting holes for permanent or flip up mounting

Model:	Description:	Weight:
FPR32FG	32" Round Fire Pit, removable flip grate	60 lbs.

Aluminum Bleachers



Our bleachers are aluminum seating on a galvanized steel frame structure. We offer them in 3 and 5 row versions. Options include double footboards and guard rails.

- ▶ Check local codes for aisles, guard rails, ADA or other requirements
- ▶ Galvanized steel frame
- ▶ Aluminum planks
- ▶ Call (800) 633-8241 for assistance
- ▶ Guard rail options available
- ▶ Double footboards optional

Model:	Rows:	Length:	Seating:	Seats:	Weight:
3GBLA15	3	15'	Aluminum	30	277 lbs.
3GBLA21	3	21'	Aluminum	42	395 lbs.
3GBLA27	3	27'	Aluminum	54	510 lbs.
5GBLA15	5	15'	Aluminum	50	523 lbs.
5GBLA21	5	21'	Aluminum	70	756 lbs.
5GBLA27	5	27'	Aluminum	94	947 lbs.

Golf Bag Bench




The Golf Bench provides seating on the course with storage for 8 golf bags behind the seat back.

- ▶ 9 Gauge expanded metal (as shown) or 11 gauge perforated metal seat and back
- ▶ Thermoplastic finish
- ▶ Black powder coated galvanized steel 2 3/8" tubular legs
- ▶ Available with personalization

Model:	Description:	Weight:
GOLFBHXP	8 Space Golf Bag Bench - expanded	260 lbs.
GOLFBH-PERF	8 Space Golf Bag Bench - perforated	290 lbs.

Golf Tee Divider



These tee dividers add safety to the driving range and come in a variety of lengths between 5 and 10 feet. They come in your choice of the 16 colors that we offer.


- ▶ 24" high on short end and 48" high on tall end
- ▶ 9 Gauge expanded metal
- ▶ Thermoplastic finish
- ▶ Mounting feet have 4 holes for staking on the green

Model:	Description:	Weight:
TD5	5' Tee Divider	65 lbs.
TD7	7' Tee Divider	91 lbs.
TD8	8' Tee Divider	104 lbs.
TD10	10' Tee Divider	130 lbs.

Bag Holder

This is the perfect addition to the Golf Tee Dividers (see above). This beneficial addition comes pre-drilled to easily attach to our tee divider and is available in all 16 of our thermoplastic finishes.

- ▶ 9 Gauge steel construction
- ▶ Thermoplastic finish
- ▶ Pre-Drilled mounting holes



Model:	Description:	Weight:
BH	Bag holder for tee divider	10 lbs.

Stadium Drink Rails



We manufactured drink rails for stadium placement from perforated steel, using stand-alone as well as common legs. Common leg units (see Skeeter's Stadium above) are assembled together to make a single long customer space. Stand-alone leg units can be placed individually anywhere in a facility. Backsplashes and modesty panels are also available and they can be sized for normal or bar chair height. We can make anything from a highly standardized to a highly customized product, depending on requirements.

- ▶ Square steel tube legs - common or stand-alone legs
- ▶ 9 Gauge expanded metal or 11 gauge perforated metal construction
- ▶ 16 Thermoplastic colors
- ▶ Modesty panels available
- ▶ Backsplashes available

Model:	Description:
DRAIL	call 1-800-633-8241 to discuss your needs and get a price quote

Add The Finishing Touches To Your Main Street



We are proud that Hendersonville, North Carolina turned to South West Market Products when planning the new renovation of their historic downtown Main Street. Our designers met the city's requirements for personalized receptacles, tables, chairs, and benches. The resulting installation, combined with the beautiful and extensive streetscaping, is a point of pride for our home town ...and for South West Market Products as well.





P.O. Box 1700
Hendersonville, NC 28793

Tel: (702) 680-0952
Fax: (828) 693-8777
southwestmarketproducts.com
E-mail: info@southwestmarketproducts.com

4Q16

NEW FOR vol.17

PLASTIC SLAT TABLES & CHAIRS

scan to
visit our
site



Service Disabled Veteran
Owned Small Business
[SDVOSB]



A PART OF **atkore**
INTERNATIONAL



PLT3230
32" Sq. Recycled Plastic Slat
Pedestal Table - p. 64

PL-C1
Plastic Slat Stacking Chair
- p. 87